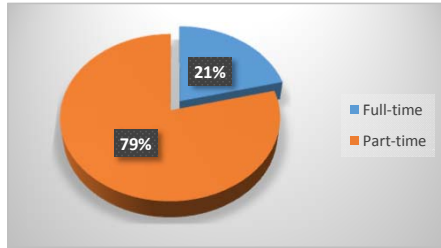


Summer 2019 Enrollment Snapshot

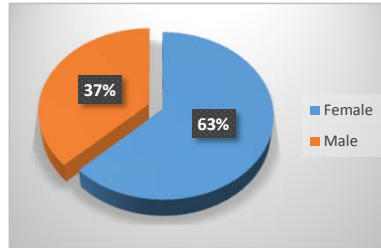
Full-time / Part-Time

Full-time	356	21%
Part-time	1,328	79%
Total	1,684	



Gender

Female	1,057	63%
Male	627	37%
Total	1,684	



Top 5 Liberal Arts/Transfer Majors

Pre-Nursing/Pre-LPN	282
General Studies	280
Business Administration / Business Education	73
Psychology	34
Pre-Social Work	33
Liberal Arts	27

Top 5 Feeder Zip Codes

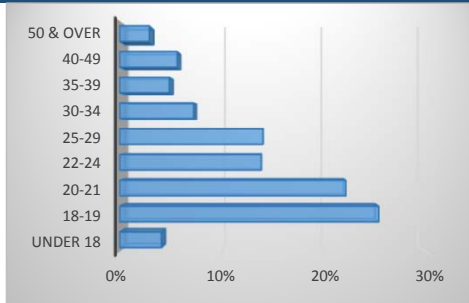
35020	113
35022	111
35023	90
35215	80
35214	79

Top 5 Career Tech Majors

Nursing	106
Air Conditioning	50
Computer Science	47
Child Development/Welding	34
Culinary Arts/LPN	33

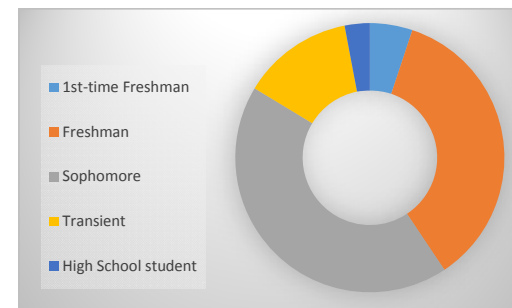
Age

Under 18	69	4%
18-19	426	25%
20-21	372	22%
22-24	233	14%
25-29	236	14%
30-34	122	7%
35-39	82	5%
40-49	95	6%
50 & over	49	3%
Total	1,684	



Student Classification

1st-time Freshman	86	5%
Freshman	599	36%
Sophomore	723	43%
Transient	225	13%
High School student	51	3%
Total	1,684	



Ethnicity

American Indian	7	0%
Asian	12	1%
Black	1,333	79%
Hispanic	40	2%
Native Hawaiian	2	0%
Non-Resident Alien	3	0%
2 or more races	18	1%
Unknown	5	0%
White	264	16%
Total	1,684	

