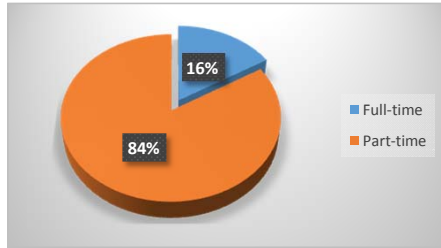


## Summer 2016 Enrollment Snapshot

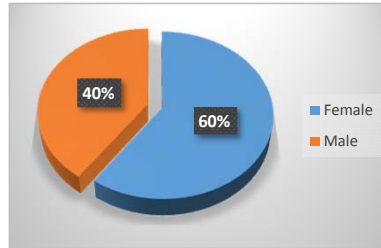
### Full-time / Part-Time

Full-time	264	16%
Part-time	1,359	84%
<b>Total</b>	<b>1,623</b>	



### Gender

Female	971	60%
Male	652	40%
<b>Total</b>	<b>1,623</b>	



### Top 5 Liberal Arts/Transfer Majors

Pre-Nursing/Pre-LPN	255
General Studies	210
Business Administration / Business Education	77
Biology	26
Psychology	26
Pre-Social Work	24

### Top 5 Feeder Zip Codes

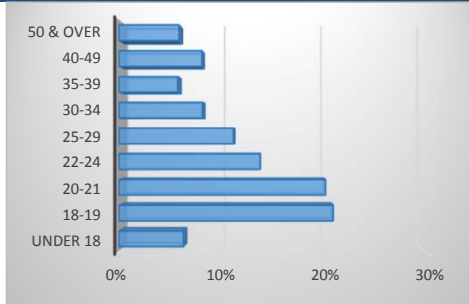
35020	111
35023/35211	97
35022	93
35215	87
35127	80

### Top 5 Career Tech Majors

Air Conditioning	66
Nursing	57
Computer Science	44
Welding	44
Electronics	32
Culinary Arts	25

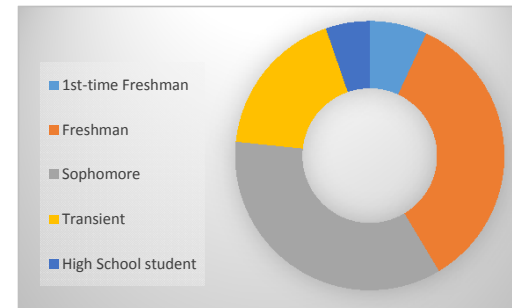
### Age

Under 18	102	6%
18-19	339	21%
20-21	327	20%
22-24	223	14%
25-29	181	11%
30-34	132	8%
35-39	93	6%
40-49	131	8%
50 & over	95	6%
<b>Total</b>	<b>1,623</b>	



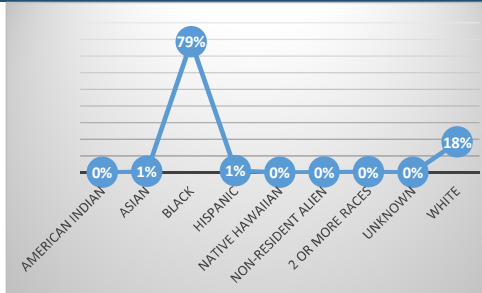
### Student Classification

1st-time Freshman	112	7%
Freshman	560	35%
Sophomore	572	35%
Transient	293	18%
High School student	86	5%
<b>Total</b>	<b>1,623</b>	



### Ethnicity

American Indian	2	0%
Asian	12	1%
Black	1,275	79%
Hispanic	19	1%
Native Hawaiian	2	0%
Non-Resident Alien	5	0%
2 or more races	8	0%
Unknown	2	0%
White	298	18%
<b>Total</b>	<b>1,623</b>	



### Residency

In-state	1600	99%
Out-of-state	23	1%
<b>Total</b>	<b>1,623</b>	