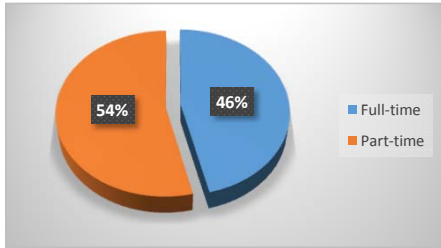


Spring 2020 Enrollment Snapshot

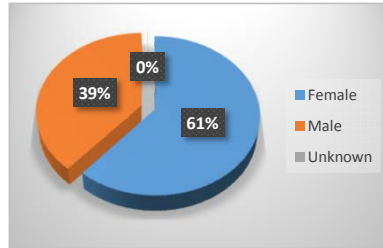
Full-time / Part-Time

Full-time	1,361	46%
Part-time	1,585	54%
Total	2,946	



Gender

Female	1,806	61%
Male	1,139	39%
Unknown	1	0%
Total	2,946	



Top 5 Liberal Arts/Transfer Majors

Pre-Nursing/Pre-LPN	621
General Studies	561
Business Administration / Business Education	162
Biology	57
Pre-Social Work	56
Psychology	52

Top 5 Feeder Zip Codes

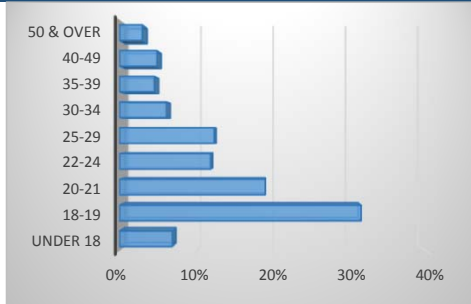
35020	233
35023	177
35211	164
35215	158
35022	155

Top 5 Career Tech Majors

Nursing	118
Air Conditioning	90
Computer Science	76
Welding	67
Business Administration	54

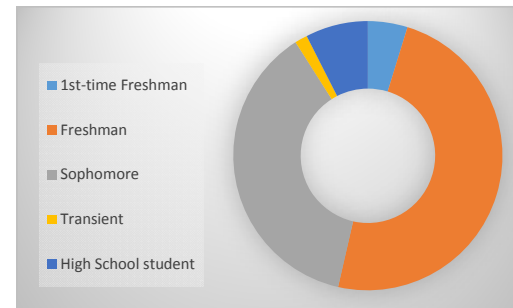
Age

Under 18	203	7%
18-19	926	31%
20-21	559	19%
22-24	349	12%
25-29	363	12%
30-34	180	6%
35-39	134	5%
40-49	144	5%
50 & over	88	3%
Total	2,946	



Student Classification

1st-time Freshman	140	5%
Freshman	1,438	49%
Sophomore	1,102	37%
Transient	44	1%
High School student	222	8%
Total	2,946	



Ethnicity

American Indian	6	0%
Asian	15	1%
Black	2,377	81%
Hispanic	81	3%
Native Hawaiian	3	0%
Non-Resident Alien	10	0%
2 or more races	42	1%
Unknown	11	0%
White	401	14%
Total	2,946	

