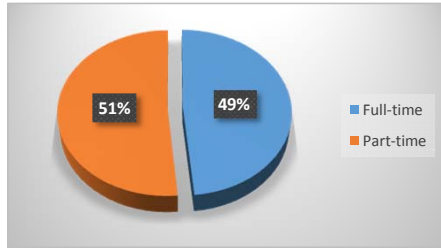
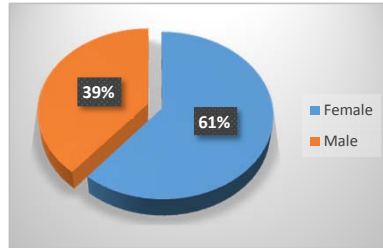


Spring 2019 Enrollment Snapshot

Full-time / Part-Time		
Full-time	1,414	49%
Part-time	1,501	51%
Total	2,915	



Gender		
Female	1,779	61%
Male	1,136	39%
Total	2,915	

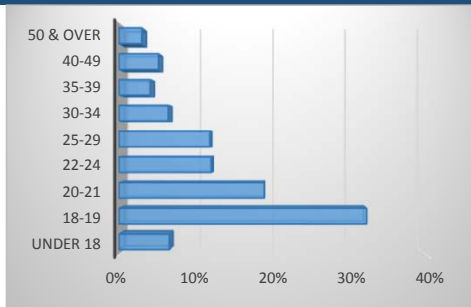


Top 5 Liberal Arts/Transfer Majors	
Pre-Nursing/Pre-LPN	631
General Studies	555
Business Administration / Business Education	151
Biology	65
Liberal Arts	60
Psychology	57

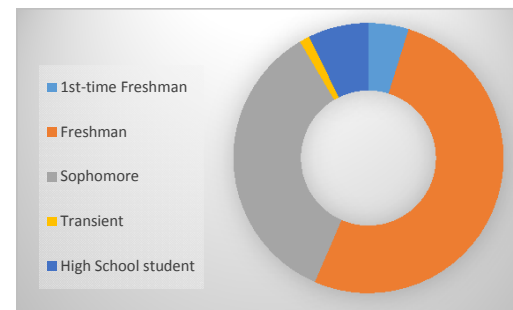
Top 5 Feeder Zip Codes	
35020	220
35211	177
35022/35023	159
35125	157
35127	148

Top 5 Career Tech Majors	
Nursing	96
Computer Science	91
Air Conditioning	84
Business Admin/Management	63
Culinary Arts	54

Age		
Under 18	191	7%
18-19	939	32%
20-21	550	19%
22-24	349	12%
25-29	344	12%
30-34	187	6%
35-39	118	4%
40-49	150	5%
50 & over	87	3%
Total	2,915	



Student Classification		
1st-time Freshman	140	5%
Freshman	1,507	52%
Sophomore	1,021	35%
Transient	36	1%
High School student	211	7%
Total	2,915	



Ethnicity		
American Indian	10	0%
Asian	12	0%
Black	2,356	81%
Hispanic	71	2%
Native Hawaiian	1	0%
Non-Resident Alien	9	0%
2 or more races	40	1%
Unknown	8	0%
White	408	14%
Total	2,915	

