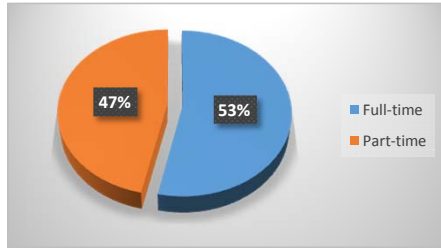


Spring 2017 Enrollment Snapshot

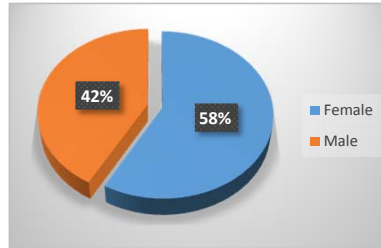
Full-time / Part-Time

Full-time	1,434	53%
Part-time	1,250	47%
Total	2,684	



Gender

Female	1,561	58%
Male	1,123	42%
Total	2,684	



Top 5 Liberal Arts/Transfer Majors

Pre-Nursing/Pre-LPN	526
General Studies	486
Business Administration / Business Education	165
Biology	57
Psychology	55

Top 5 Feeder Zip Codes

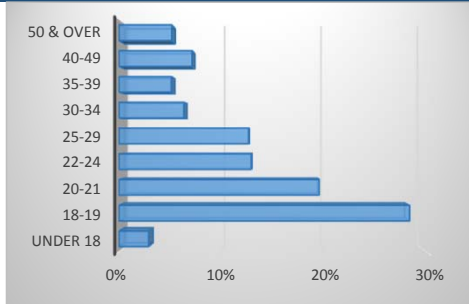
35020	218
35211	183
35023	154
35022	151
35215	134

Top 5 Career Tech Majors

Nursing	99
Air Conditioning	89
Computer Science	83
Welding	57
Culinary Arts	55

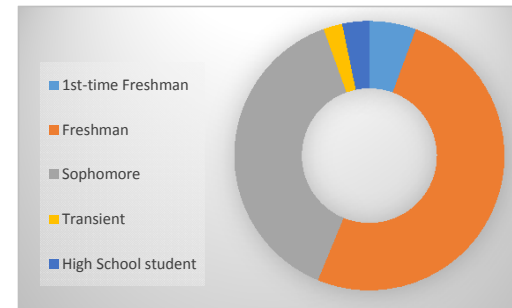
Age

Under 18	78	3%
18-19	761	28%
20-21	524	20%
22-24	346	13%
25-29	339	13%
30-34	170	6%
35-39	137	5%
40-49	191	7%
50 & over	138	5%
Total	2,684	



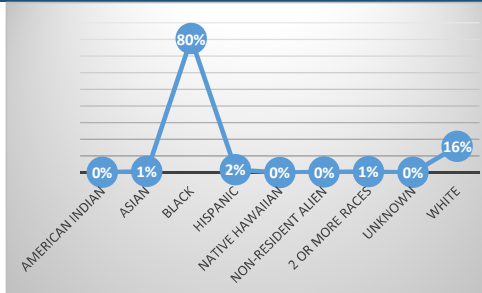
Student Classification

1st-time Freshman	150	6%
Freshman	1,359	51%
Sophomore	1,027	38%
Transient	61	2%
High School student	87	3%
Total	2,684	



Ethnicity

American Indian	6	0%
Asian	22	1%
Black	2,157	80%
Hispanic	46	2%
Native Hawaiian	1	0%
Non-Resident Alien	10	0%
2 or more races	16	1%
Unknown	2	0%
White	424	16%
Total	2,684	



Residency

In-state	2656	99%
Out-of-state	28	1%
Total	2,684	