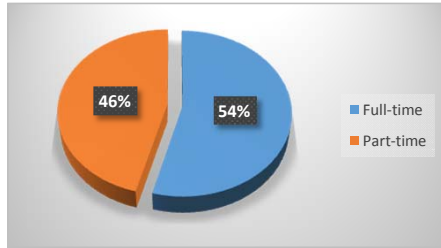


Fall 2016 Enrollment Snapshot

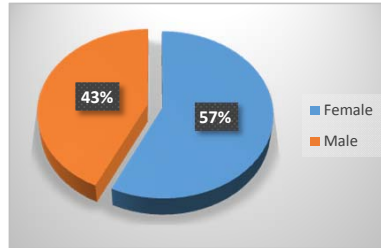
Full-time / Part-Time

Full-time	1,695	54%
Part-time	1,434	46%
Total	3,129	



Gender

Female	1,787	57%
Male	1,342	43%
Total	3,129	



Top 5 Liberal Arts/Transfer Majors

Pre-Nursing/Pre-LPN	601
General Studies	571
Business Administration / Business Education	174
Pre-Social Work	73
Liberal Arts	66

Top 5 Feeder Zip Codes

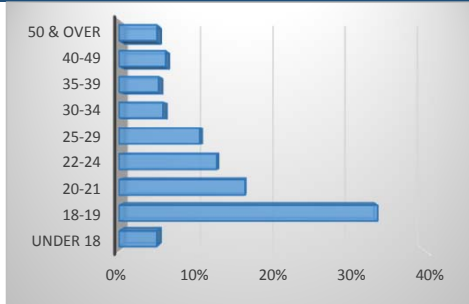
35020	234
35211	216
35023	181
35022	157
35215	156

Top 5 Career Tech Majors

Nursing	118
Air Conditioning	108
Computer Science	84
Welding	67
Business Admin & Management	65

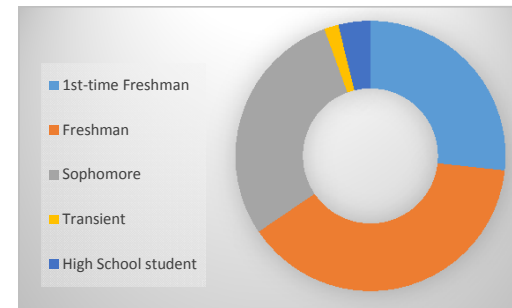
Age

Under 18	154	5%
18-19	1,053	34%
20-21	512	16%
22-24	397	13%
25-29	328	10%
30-34	179	6%
35-39	161	5%
40-49	190	6%
50 & over	155	5%
Total	3,129	



Student Classification

1st-time Freshman	836	27%
Freshman	1,214	39%
Sophomore	905	29%
Transient	54	2%
High School student	120	4%
Total	3,129	



Ethnicity

American Indian	7	0%
Asian	18	1%
Black	2,524	81%
Hispanic	49	2%
Native Hawaiian	3	0%
Non-Resident Alien	6	0%
2 or more races	23	1%
Unknown	3	0%
White	496	16%
Total	3,129	

