

# INSTITUTIONAL SCORE REPORT

REPORT DATE: 2023-06-12 07:45:23

Administration Details	
<b>LAWSON STATE COMMUNITY COLLEGE</b> Test name: E-Proficiency Profile	Test Description: Standard Form with Proctoring Students Tested:30 Students Included in Report:27 Students Excluded from Report:3
	Administration Name: Birmingham 2023 EPP Start Date: 2023-04-04 08:00:00 Close Date:2023-04-07 19:00:59

Important Notice: Statistics computed for small numbers of students (e.g., less than 30) may not generalize to other, similar groups of students. The smaller the number of students included in the statistics, the less likely that another group of students would have performed similarly. \*Students Excluded from Report - students must complete at least 75% of the assessment to be included in the results.

## REPORT SUMMARY

### Summary of Scaled Scores (Scale of 400 to 500)

The proficiency profile is a test of college-level skills in reading, writing, critical thinking and mathematics designed to measure the academic skills developed through general education courses, rather than the subject knowledge specifically taught in those courses. This section shows the ability of the group taking the test.

Mean scaled score

Distribution of Scores

TOTAL SCORES	
Mean Scaled Score:	421.48
Standard Deviation:	12.69
25th Percentile:	413
50th Percentile:	418
75th Percentile:	427

## Skill Dimension Subscores

The proficiency profile test is designed to measure college student skills in reading and critical thinking, writing, and mathematics.

### Reading (Scale of 100 to 130)

The reading questions test student's ability to interpret the meaning of key terms, recognize the primary purpose of a passage, recognize explicitly presented information, make appropriate inferences, and recognize rhetorical devices.

#### Distribution of Scores

READING	
Mean Scaled Score:	111.19
Standard Deviation:	5.43
25th Percentile:	107
50th Percentile:	111
75th Percentile:	115

### Critical Thinking (Scale of 100 to 130)

The critical thinking questions test student's ability to recognize assumptions, recognize the best hypothesis to account for information presented, recognize flaws and inconsistencies in arguments, and draw valid conclusions from information presented.

#### Distribution of Scores

CRITICAL THINKING	
Mean Scaled Score:	107.11
Standard Deviation:	4.21
25th Percentile:	104
50th Percentile:	107
75th Percentile:	109

## Writing (Scale of 100 to 130)

The writing questions test student's ability to recognize the most grammatically correct revision of a sentence, organize a short piece of writing, and recognize errors in grammar and usage.

### Distribution of Scores

WRITING	
Mean Scaled Score:	109.04
Standard Deviation:	3.94
25th Percentile:	106
50th Percentile:	109
75th Percentile:	111

## Mathematics (Scale of 100 to 130)

The mathematics questions test student's ability to interpret mathematical terms, interpret tables and graphs, evaluate formulas, compare numbers expressed in different ways, interpret ratios, proportions, and percentages, and recognize equivalent mathematical formulas or expressions.

### Distribution of Scores

MATHEMATICS	
Mean Scaled Score:	106.52
Standard Deviation:	4.02
25th Percentile:	104
50th Percentile:	106
75th Percentile:	109

## Summary of Proficiency Classifications

The skills measured by the Proficiency Profile test are grouped into proficiency levels - three proficiency levels for writing, three for mathematics and three for the combined set of skills involved in reading and critical thinking. The table and graph show the number and percentage of students who are proficient, marginal and not proficient at each proficiency level in reading and critical thinking, writing and mathematics. A student classified as marginal is one whose test results do not provide enough evidence to classify the student either as proficient or as not proficient. See the User's Guide for more information about these classifications.

Note: Values may not sum to 100 % due to rounding.

Skill Dimension	Not Proficient	Marginal	Proficient
Reading and Critical Thinking			
Reading, Level 1	44%	41%	15%
Reading, Level 2	89%	7%	4%
Reading Critical Thinking	100%	0%	0%
Writing			
Writing, Level 1	41%	44%	15%
Writing, Level 2	85%	15%	0%
Writing, Level 3	96%	4%	0%
Mathematics			
Mathematics, Level 1	81%	7%	11%
Mathematics, Level 2	89%	11%	0%
Mathematics, Level 3	100%	0%	0%

### Level 1 Proficiency (Total score range 430-449)

Individuals scoring in the Level 1 Proficiency range tend to demonstrate the following abilities:

Reading	<ul style="list-style-type: none"><li>• Recognize factual material explicitly presented in a reading passage.</li><li>• Understand the meaning of particular words or phrases in the context of a reading passage.</li></ul>
Writing	<ul style="list-style-type: none"><li>• Recognize agreement among basic grammatical elements (e.g., nouns, verbs, pronouns and conjunctions)</li><li>• Recognize appropriate transition words</li><li>• Recognize incorrect word choice</li><li>• Order sentences in a paragraph</li><li>• Order elements in an outline.</li></ul>
Mathematics	<ul style="list-style-type: none"><li>• Solve word problems that would most likely be solved by arithmetic and do not involve conversion of units or proportionality</li><li>• Solve problems involving the informal properties of numbers and operations including positive and negative numbers, whole numbers and fractions (including conversions of common fractions to percent)</li><li>• Solve problems requiring a general understanding of square roots and the squares of numbers</li><li>• Solve a simple equation or substitute numbers into an algebraic expression</li><li>• Find information from a graph.</li></ul>

### Level 2 Proficiency (Total score range 450-470)

Individuals scoring in the Level 2 Proficiency range tend to demonstrate the following abilities:

Reading	<ul style="list-style-type: none"><li>• Recognize factual material explicitly presented in a reading passage</li><li>• Understand the meaning of particular words or phrases in the context of a reading passage</li><li>• Synthesize material from different sections of a passage</li><li>• Recognize valid inferences derived from material in the passage</li><li>• Identify accurate summaries of a passage or of significant sections of the passage</li><li>• Understand and interpret figurative language</li><li>• Discern the main idea, purpose or focus of a passage or a significant portion of the passage.</li></ul>
Writing	<ul style="list-style-type: none"><li>• Recognize agreement among basic grammatical elements (e.g., nouns, verbs, pronouns and conjunctions)</li><li>• Recognize appropriate transition words</li><li>• Recognize incorrect word choice</li><li>• Order sentences in a paragraph</li><li>• Order elements in an outline</li><li>• Incorporate new material into a passage</li><li>• Recognize agreement among basic grammatical elements (e.g., nouns, verbs, pronouns and conjunctions) when these elements are complicated by intervening words or phrases</li><li>• Combine simple clauses into single, more complex combinations</li><li>• Recast existing sentences into new syntactic combinations.</li></ul>
Mathematics	<ul style="list-style-type: none"><li>• Solve word problems that would most likely be solved by arithmetic and do not involve conversion of units or proportionality</li><li>• Solve problems involving the informal properties of numbers and operations including positive and negative numbers, whole numbers and fractions (including conversions of common fractions to percent)</li><li>• Solve problems requiring a general understanding of square roots and the squares of numbers</li><li>• Solve a simple equation or substitute numbers into an algebraic expression</li><li>• Find information from a graph</li><li>• Solve arithmetic problems with some complications, such as complex wording, maximizing or minimizing, and embedded ratios</li><li>• Simplify algebraic expressions, perform basic translations and draw conclusions from algebraic equations and inequalities</li><li>• Interpret a trend represented in a graph or choose a graph that reflects a trend</li><li>• Solve problems involving sets.</li></ul>

Level 3 Proficiency (Total score range 471-500)

Individuals scoring in the Level 3 Proficiency range tend to demonstrate the following abilities:

Reading	<ul style="list-style-type: none"><li>• Recognize factual material explicitly presented in a reading passage</li><li>• Understand the meaning of particular words or phrases in the context of a reading passage</li><li>• Synthesize material from different sections of a passage</li><li>• Recognize valid inferences derived from material in the passage</li><li>• Identify accurate summaries of a passage or of significant sections of the passage</li><li>• Understand and interpret figurative language</li><li>• Discern the main idea, purpose or focus of a passage or a significant portion of the passage.</li></ul>
Critical Thinking	<ul style="list-style-type: none"><li>• Evaluate competing causal explanations</li><li>• Evaluate hypotheses for consistency with known facts</li><li>• Determine the relevance of information for evaluating an argument or conclusion</li><li>• Determine whether an artistic interpretation is supported by evidence contained in a work</li><li>• Recognize the salient features or themes in a work of art</li><li>• Evaluate the appropriateness of procedures for investigating a question of causation</li><li>• Evaluate data for consistency with known facts, hypotheses or methods</li><li>• Recognize flaws and inconsistencies in an argument.</li></ul>
Writing	<ul style="list-style-type: none"><li>• Recognize agreement among basic grammatical elements (e.g., nouns, verbs, pronouns and conjunctions)</li><li>• Recognize appropriate transition words</li><li>• Recognize incorrect word choice</li><li>• Order sentences in a paragraph</li><li>• Order elements in an outline</li><li>• Incorporate new material into a passage</li><li>• Recognize agreement among basic grammatical elements (e.g., nouns, verbs, pronouns and conjunctions) when these elements are complicated by intervening words or phrases</li><li>• Combine simple clauses into single, more complex combinations</li><li>• Recast existing sentences into new syntactic combinations.</li></ul>
Mathematics	<ul style="list-style-type: none"><li>• Solve word problems that would most likely be solved by arithmetic and do not involve conversion of units or proportionality</li><li>• Solve problems involving the informal properties of numbers and operations including positive and negative numbers, whole numbers and fractions (including conversions of common fractions to percent)</li><li>• Solve problems requiring a general understanding of square roots and the squares of numbers</li><li>• Solve a simple equation or substitute numbers into an algebraic expression</li><li>• Find information from a graph</li><li>• Solve arithmetic problems with some complications, such as complex wording, maximizing or minimizing, and embedded ratios</li><li>• Simplify algebraic expressions, perform basic translations and draw conclusions from algebraic equations and inequalities</li><li>• Interpret a trend represented in a graph or choose a graph that reflects a trend</li><li>• Solve problems involving sets.</li></ul>

## Context-Based Subscores

The reading and critical thinking questions test student's ability to read carefully and think critically about issues and arguments from the humanities, social sciences, and natural sciences. They are not intended to test specific content knowledge in these fields. All the information needed to answer these questions is presented in the test.

### Humanities (Scale of 100 to 130)

#### Distribution of Scores

HUMANITIES	
Mean Scaled Score:	109.41
Standard Deviation:	4.53
25th Percentile:	107
50th Percentile:	109
75th Percentile:	111

### Social Sciences (Scale of 100 to 130)

#### Distribution of Scores

SOCIAL SCIENCES	
Mean Scaled Score:	109.11
Standard Deviation:	3.88
25th Percentile:	106
50th Percentile:	108
75th Percentile:	112

Distribution of Scores

NATURAL SCIENCES	
Mean Scaled Score:	109.81
Standard Deviation:	4.67
25th Percentile:	106
50th Percentile:	109
75th Percentile:	114

To compare your institution's scores with the current national comparative data, go to the Proficiency Profile Comparative Data Guide on the web at <https://success.territorium.com/epp-comparative-data>



**LAWSON STATE  
COMMUNITY COLLEGE**

Test name: E-Proficiency Profile

**Administration Details**
**Test Description:** Standard Form with Proctoring  
**Students Tested:** 31  
**Students Included in Report:** 31  
**Students Excluded from Report:** 0

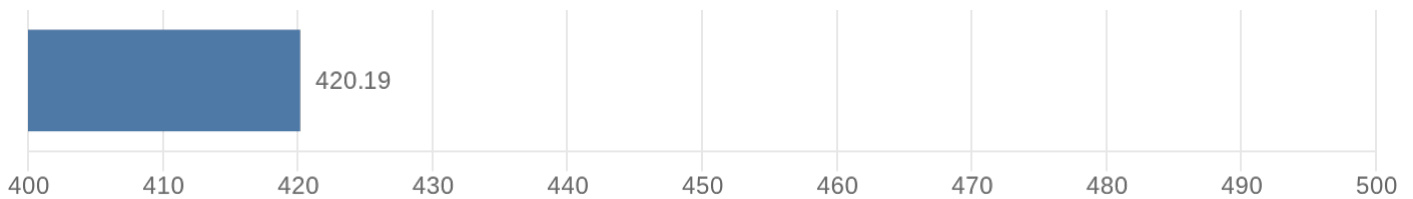
**Administration Name:** Bessemer 2023 EPP  
**Start Date:** 2023-04-04 08:00:00  
**Close Date:** 2023-04-07 19:00:59

**Important Notice:** Statistics computed for small numbers of students (e.g., less than 30) may not generalize to other, similar groups of students. The smaller the number of students included in the statistics, the less likely that another group of students would have performed similarly.  
 \*Students Excluded from Report - students must complete at least 75% of the assessment to be included in the results.

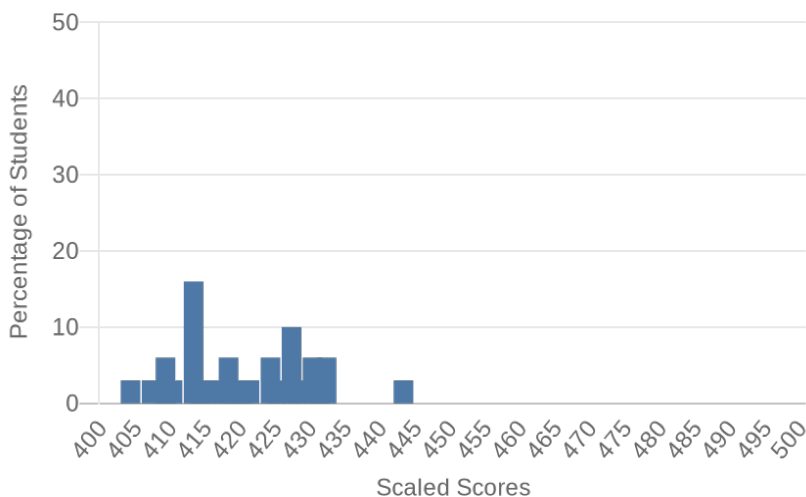
**REPORT SUMMARY**
**Summary of Scaled Scores (Scale of 400 to 500)**

The proficiency profile is a test of college-level skills in reading, writing, critical thinking and mathematics designed to measure the academic skills developed through general education courses, rather than the subject knowledge specifically taught in those courses. This section shows the ability of the group taking the test.

Mean scaled score



Distribution of Scores


**TOTAL SCORES**

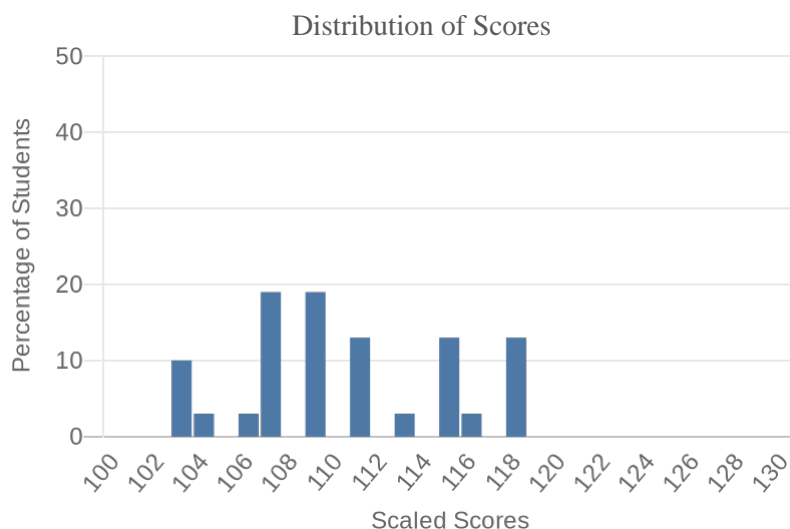
Mean Scaled Score:	420.19
Standard Deviation:	9.12
25th Percentile:	413
50th Percentile:	419
75th Percentile:	427

## Skill Dimension Subscores

The proficiency profile test is designed to measure college student skills in reading and critical thinking, writing, and mathematics.

### Reading (Scale of 100 to 130)

The **reading** questions test student's ability to interpret the meaning of key terms, recognize the primary purpose of a passage, recognize explicitly presented information, make appropriate inferences, and recognize rhetorical devices.

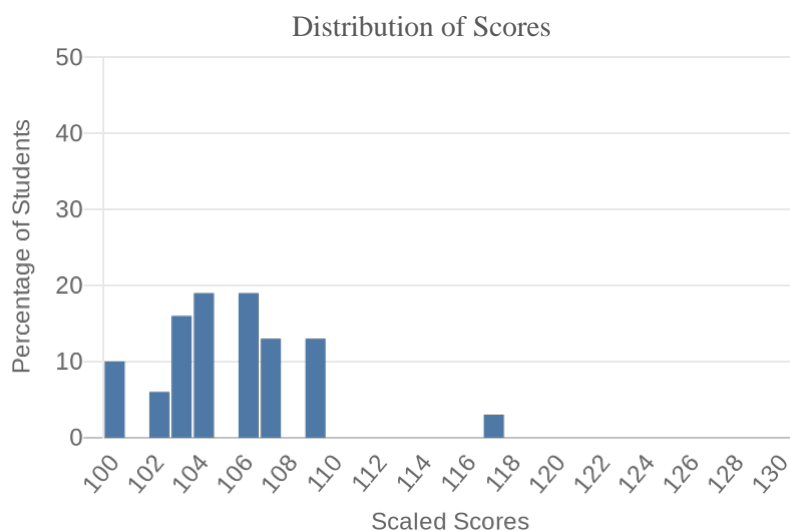


#### READING

Mean Scaled Score:	110.32
Standard Deviation:	4.69
25th Percentile:	107
50th Percentile:	109
75th Percentile:	115

### Critical Thinking (Scale of 100 to 130)

The **critical thinking** questions test student's ability to recognize assumptions, recognize the best hypothesis to account for information presented, recognize flaws and inconsistencies in arguments, and draw valid conclusions from information presented.

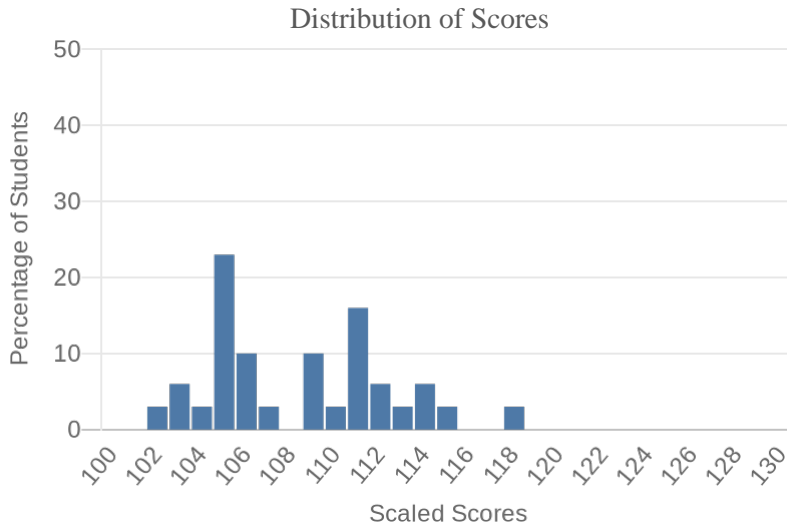


#### CRITICAL THINKING

Mean Scaled Score:	105.16
Standard Deviation:	3.41
25th Percentile:	103
50th Percentile:	104
75th Percentile:	107

## Writing (Scale of 100 to 130)

The **writing** questions test student's ability to recognize the most grammatically correct revision of a sentence, organize a short piece of writing, and recognize errors in grammar and usage.

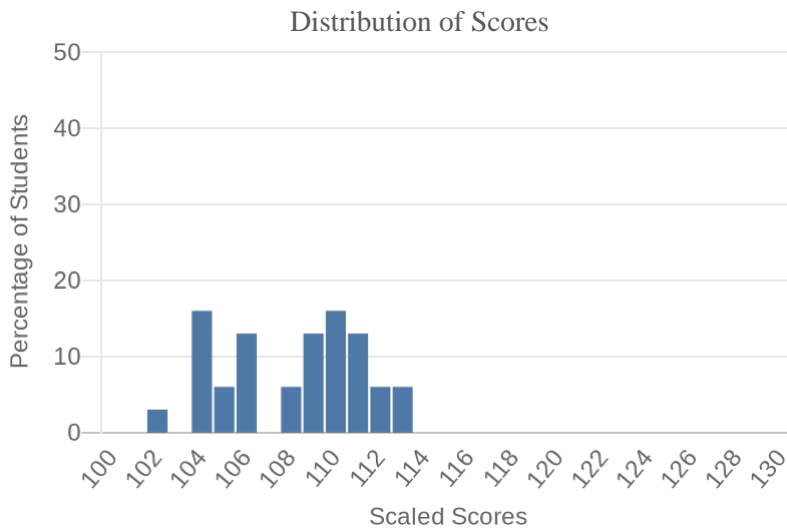


### WRITING

Mean Scaled Score:	108.45
Standard Deviation:	4.09
25th Percentile:	105
50th Percentile:	109
75th Percentile:	111

## Mathematics (Scale of 100 to 130)

The **mathematics** questions test student's ability to interpret mathematical terms, interpret tables and graphs, evaluate formulas, compare numbers expressed in different ways, interpret ratios, proportions, and percentages, and recognize equivalent mathematical formulas or expressions.



### MATHEMATICS

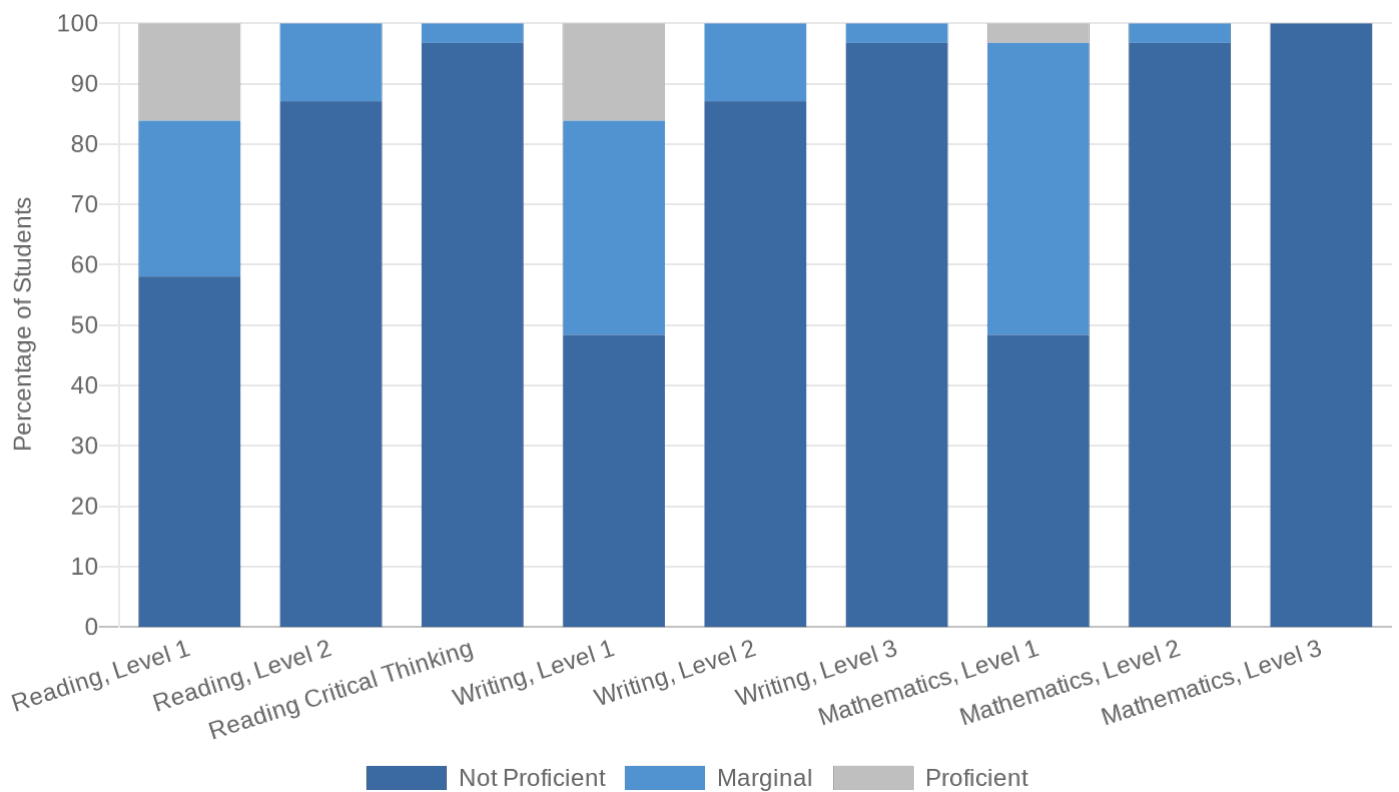
Mean Scaled Score:	108.13
Standard Deviation:	3.12
25th Percentile:	105
50th Percentile:	109
75th Percentile:	110

## Summary of Proficiency Classifications

The skills measured by the Proficiency Profile test are grouped into proficiency levels - three proficiency levels for writing, three for mathematics and three for the combined set of skills involved in reading and critical thinking. The table and graph show the number and percentage of students who are proficient, marginal and not proficient at each proficiency level in reading and critical thinking, writing and mathematics. A student classified as marginal is one whose test results do not provide enough evidence to classify the student either as proficient or as not proficient. See the User's Guide for more information about these classifications.

Note: Values may not sum to 100 % due to rounding.

Skill Dimension	Not Proficient	Marginal	Proficient
Reading, Level 1	58%	26%	16%
Reading, Level 2	87%	13%	0%
Reading Critical Thinking	97%	3%	0%
Writing, Level 1	48%	35%	16%
Writing, Level 2	87%	13%	0%
Writing, Level 3	97%	3%	0%
Mathematics, Level 1	48%	48%	3%
Mathematics, Level 2	97%	3%	0%
Mathematics, Level 3	100%	0%	0%



**Level 1 Proficiency (Total score range 430-449)****Individuals scoring in the Level 1 Proficiency range tend to demonstrate the following abilities:**

Reading	<ul style="list-style-type: none"><li>• Recognize factual material explicitly presented in a reading passage.</li><li>• Understand the meaning of particular words or phrases in the context of a reading passage.</li></ul>
Writing	<ul style="list-style-type: none"><li>• Recognize agreement among basic grammatical elements (e.g., nouns, verbs, pronouns and conjunctions)</li><li>• Recognize appropriate transition words</li><li>• Recognize incorrect word choice</li><li>• Order sentences in a paragraph</li><li>• Order elements in an outline.</li></ul>
Mathematics	<ul style="list-style-type: none"><li>• Solve word problems that would most likely be solved by arithmetic and do not involve conversion of units or proportionality</li><li>• Solve problems involving the informal properties of numbers and operations including positive and negative numbers, whole numbers and fractions (including conversions of common fractions to percent)</li><li>• Solve problems requiring a general understanding of square roots and the squares of numbers</li><li>• Solve a simple equation or substitute numbers into an algebraic expression</li><li>• Find information from a graph.</li></ul>

**Level 2 Proficiency (Total score range 450-470)****Individuals scoring in the Level 2 Proficiency range tend to demonstrate the following abilities:**

Reading	<ul style="list-style-type: none"><li>• Recognize factual material explicitly presented in a reading passage</li><li>• Understand the meaning of particular words or phrases in the context of a reading passage</li><li>• Synthesize material from different sections of a passage</li><li>• Recognize valid inferences derived from material in the passage</li><li>• Identify accurate summaries of a passage or of significant sections of the passage</li><li>• Understand and interpret figurative language</li><li>• Discern the main idea, purpose or focus of a passage or a significant portion of the passage.</li></ul>
Writing	<ul style="list-style-type: none"><li>• Recognize agreement among basic grammatical elements (e.g., nouns, verbs, pronouns and conjunctions)</li><li>• Recognize appropriate transition words</li><li>• Recognize incorrect word choice</li><li>• Order sentences in a paragraph</li><li>• Order elements in an outline</li><li>• Incorporate new material into a passage</li><li>• Recognize agreement among basic grammatical elements (e.g., nouns, verbs, pronouns and conjunctions) when these elements are complicated by intervening words or phrases</li><li>• Combine simple clauses into single, more complex combinations</li><li>• Recast existing sentences into new syntactic combinations.</li></ul>
Mathematics	<ul style="list-style-type: none"><li>• Solve word problems that would most likely be solved by arithmetic and do not involve conversion of units or proportionality</li><li>• Solve problems involving the informal properties of numbers and operations including positive and negative numbers, whole numbers and fractions (including conversions of common fractions to percent)</li><li>• Solve problems requiring a general understanding of square roots and the squares of numbers</li><li>• Solve a simple equation or substitute numbers into an algebraic expression</li><li>• Find information from a graph</li><li>• Solve arithmetic problems with some complications, such as complex wording, maximizing or minimizing, and embedded ratios</li><li>• Simplify algebraic expressions, perform basic translations and draw conclusions from algebraic equations and inequalities</li><li>• Interpret a trend represented in a graph or choose a graph that reflects a trend</li><li>• Solve problems involving sets.</li></ul>

**Level 3 Proficiency (Total score range 471-500)****Individuals scoring in the Level 3 Proficiency range tend to demonstrate the following abilities:**

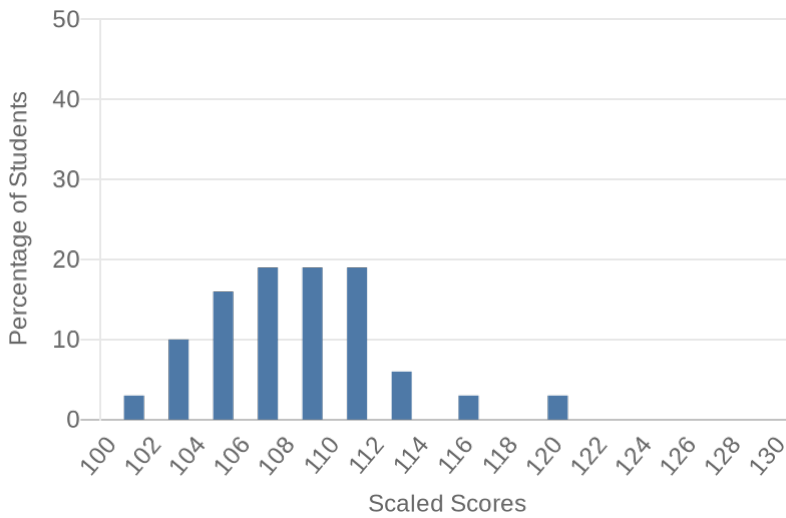
Reading	<ul style="list-style-type: none"><li>• Recognize factual material explicitly presented in a reading passage</li><li>• Understand the meaning of particular words or phrases in the context of a reading passage</li><li>• Synthesize material from different sections of a passage</li><li>• Recognize valid inferences derived from material in the passage</li><li>• Identify accurate summaries of a passage or of significant sections of the passage</li><li>• Understand and interpret figurative language</li><li>• Discern the main idea, purpose or focus of a passage or a significant portion of the passage.</li></ul>
Critical Thinking	<ul style="list-style-type: none"><li>• Evaluate competing causal explanations</li><li>• Evaluate hypotheses for consistency with known facts</li><li>• Determine the relevance of information for evaluating an argument or conclusion</li><li>• Determine whether an artistic interpretation is supported by evidence contained in a work</li><li>• Recognize the salient features or themes in a work of art</li><li>• Evaluate the appropriateness of procedures for investigating a question of causation</li><li>• Evaluate data for consistency with known facts, hypotheses or methods</li><li>• Recognize flaws and inconsistencies in an argument.</li></ul>
Writing	<ul style="list-style-type: none"><li>• Recognize agreement among basic grammatical elements (e.g., nouns, verbs, pronouns and conjunctions)</li><li>• Recognize appropriate transition words</li><li>• Recognize incorrect word choice</li><li>• Order sentences in a paragraph</li><li>• Order elements in an outline</li><li>• Incorporate new material into a passage</li><li>• Recognize agreement among basic grammatical elements (e.g., nouns, verbs, pronouns and conjunctions) when these elements are complicated by intervening words or phrases</li><li>• Combine simple clauses into single, more complex combinations</li><li>• Recast existing sentences into new syntactic combinations.</li></ul>
Mathematics	<ul style="list-style-type: none"><li>• Solve word problems that would most likely be solved by arithmetic and do not involve conversion of units or proportionality</li><li>• Solve problems involving the informal properties of numbers and operations including positive and negative numbers, whole numbers and fractions (including conversions of common fractions to percent)</li><li>• Solve problems requiring a general understanding of square roots and the squares of numbers</li><li>• Solve a simple equation or substitute numbers into an algebraic expression</li><li>• Find information from a graph</li><li>• Solve arithmetic problems with some complications, such as complex wording, maximizing or minimizing, and embedded ratios</li><li>• Simplify algebraic expressions, perform basic translations and draw conclusions from algebraic equations and inequalities</li><li>• Interpret a trend represented in a graph or choose a graph that reflects a trend</li><li>• Solve problems involving sets.</li></ul>

## Context-Based Subscores

The reading and critical thinking questions test student's ability to read carefully and think critically about issues and arguments from the **humanities**, **social sciences**, and **natural sciences**. They are not intended to test specific content knowledge in these fields. All the information needed to answer these questions is presented in the test.

### Humanities (Scale of 100 to 130)

Distribution of Scores

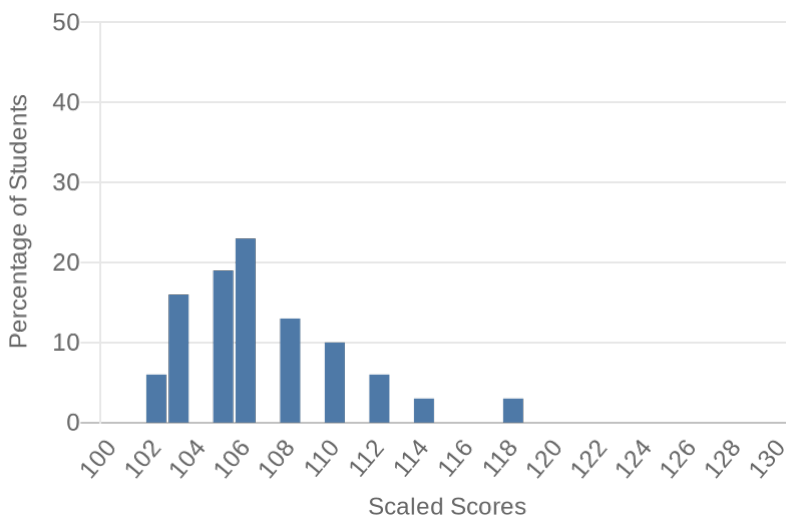


#### HUMANITIES

Mean Scaled Score:	108.35
Standard Deviation:	4.04
25th Percentile:	105
50th Percentile:	109
75th Percentile:	111

### Social Sciences (Scale of 100 to 130)

Distribution of Scores

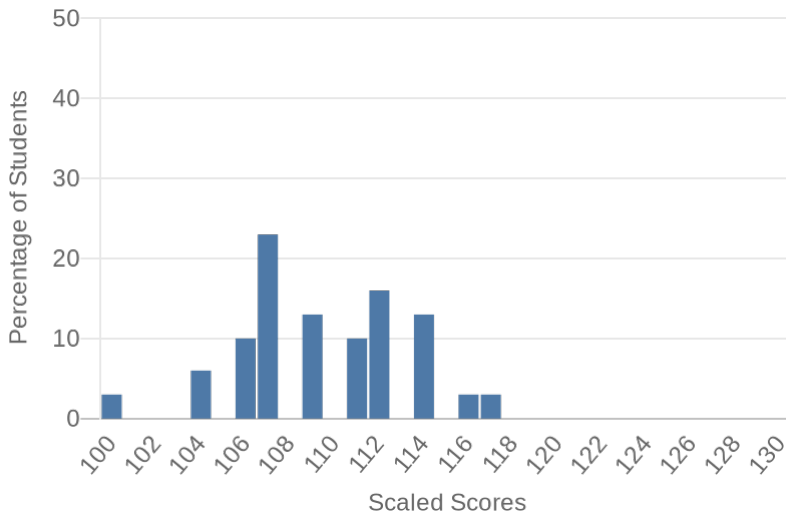


#### SOCIAL SCIENCES

Mean Scaled Score:	106.74
Standard Deviation:	3.70
25th Percentile:	105
50th Percentile:	106
75th Percentile:	108

## Natural Sciences (Scale of 100 to 130)

Distribution of Scores



### NATURAL SCIENCES

Mean Scaled Score:	109.45
Standard Deviation:	3.87
25th Percentile:	107
50th Percentile:	109
75th Percentile:	112

To compare your institution's scores with the current national comparative data, go to the Proficiency Profile Comparative Data Guide on the web at <https://success.territorium.com/epp-comparative-data>