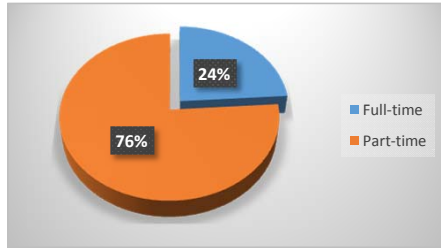


## Summer 2013 Enrollment Snapshot

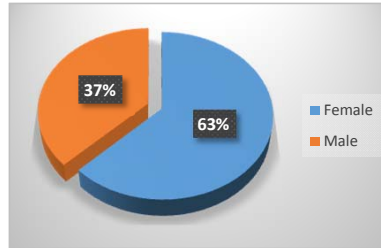
### Full-time / Part-Time

Full-time	393	24%
Part-time	1,248	76%
<b>Total</b>	<b>1,641</b>	



### Gender

Female	1,029	63%
Male	612	37%
<b>Total</b>	<b>1,641</b>	



### Top 5 Liberal Arts/Transfer Majors

Pre-Nursing/Pre-LPN	261
General Studies	225
Business Administration / Business Education	64
Psychology	31
Biology	26

### Top 5 Feeder Zip Codes

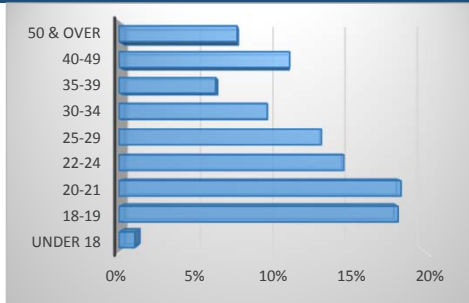
35211	139
35020	120
35214	92
35023	84
35215	81

### Top 5 Career Tech Majors

Air Conditioning	84
Nursing	63
Welding	46
Computer Science	45
Business Admin & Management	45
Child Development	36

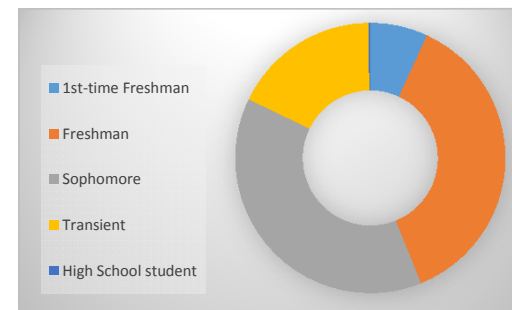
### Age

Under 18	17	1%
18-19	298	18%
20-21	301	18%
22-24	240	15%
25-29	216	13%
30-34	158	10%
35-39	103	6%
40-49	182	11%
50 & over	126	8%
<b>Total</b>	<b>1,641</b>	



### Student Classification

1st-time Freshman	113	7%
Freshman	607	37%
Sophomore	628	38%
Transient	289	18%
High School student	4	0%
<b>Total</b>	<b>1,641</b>	



### Ethnicity

American Indian	2	0%
Asian	9	1%
Black	1,285	78%
Hispanic	17	1%
Native Hawaiian	2	0%
Non-Resident Alien	3	0%
2 or more races	12	1%
Unknown	96	6%
White	215	13%
<b>Total</b>	<b>1,641</b>	

