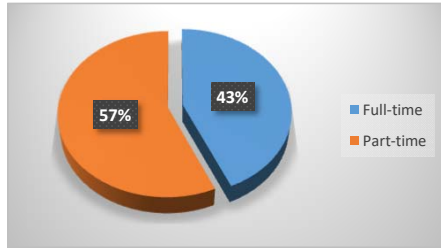


## Spring 2021 Enrollment Snapshot

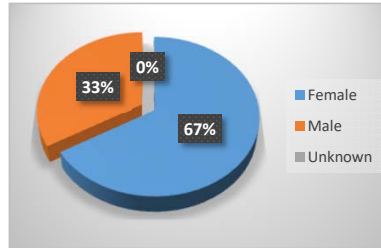
### Full-time / Part-Time

Full-time	1,134	43%
Part-time	1,481	57%
<b>Total</b>	<b>2,615</b>	



### Gender

Female	1,739	67%
Male	876	33%
Unknown	0	0%
<b>Total</b>	<b>2,615</b>	



### Top 5 Liberal Arts/Transfer Majors

Pre-Nursing/Pre-LPN	613
General Studies	458
Business Administration / Business Education	84
Psychology	56
Pre-Social Work	45

### Top 5 Feeder Zip Codes

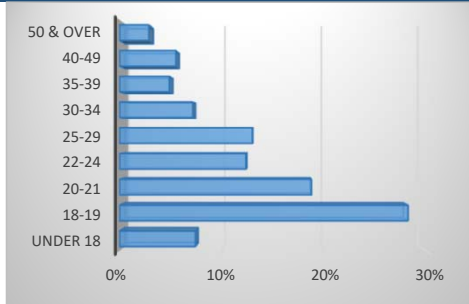
35020	177
35215	151
35023	126
35022	123
35211	122

### Top 5 Career Tech Majors

Business Administration	115
Nursing	105
Computer Science	66
Air Conditioning/Refrigeration	63
Child Development	48

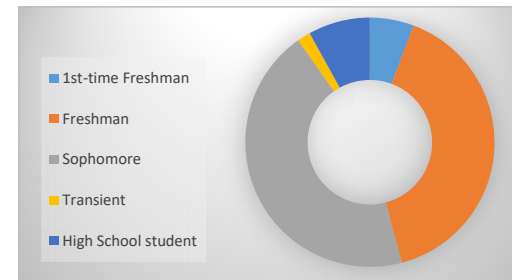
### Age

Under 18	194	7%
18-19	736	28%
20-21	490	19%
22-24	323	12%
25-29	339	13%
30-34	187	7%
35-39	127	5%
40-49	144	6%
50 & over	75	3%
<b>Total</b>	<b>2,615</b>	



### Student Classification

1st-time Freshman	149	6%
Freshman	1,051	40%
Sophomore	1,160	44%
Transient	45	2%
High School student	210	8%
<b>Total</b>	<b>2,615</b>	



### Ethnicity

American Indian	6	0%
Asian	11	0%
Black	2,065	79%
Hispanic	37	1%
Native Hawaiian	1	0%
2 or more races	115	4%
Unknown	362	14%
White	18	1%
<b>Total</b>	<b>2,615</b>	

