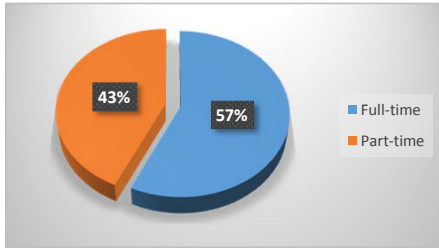


Spring 2014 Enrollment Snapshot

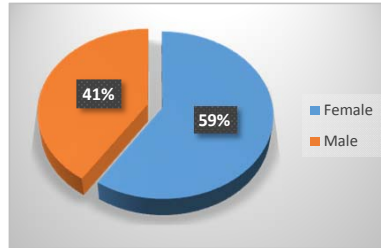
Full-time / Part-Time

| | | |
|--------------|--------------|-----|
| Full-time | 1,593 | 57% |
| Part-time | 1,206 | 43% |
| Total | 2,799 | |



Gender

| | | |
|--------------|--------------|-----|
| Female | 1,659 | 59% |
| Male | 1,140 | 41% |
| Total | 2,799 | |



Top 5 Liberal Arts/Transfer Majors

| | |
|---|-----|
| Pre-Nursing/Pre-LPN | 588 |
| General Studies | 472 |
| Business Administration / Business Education | 147 |
| Psychology | 69 |
| Biology | 67 |

Top 5 Feeder Zip Codes

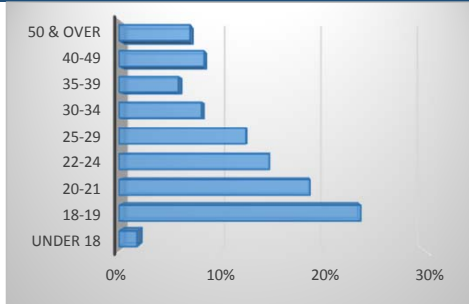
| | |
|-------|-----|
| 35020 | 253 |
| 35211 | 238 |
| 35023 | 142 |
| 35208 | 132 |
| 35022 | 124 |

Top 5 Career Tech Majors

| | |
|-----------------------------|-----|
| Air Conditioning | 135 |
| Nursing | 85 |
| Computer Science | 77 |
| Business Admin & Management | 76 |
| Child Development | 66 |

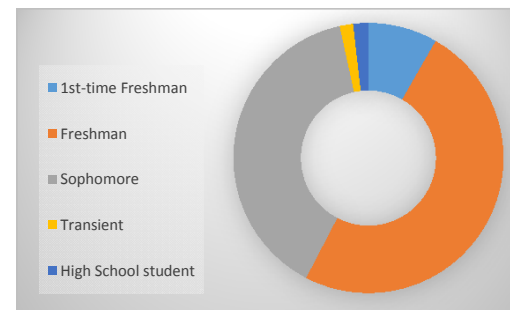
Age

| | | |
|--------------|--------------|-----|
| Under 18 | 49 | 2% |
| 18-19 | 660 | 24% |
| 20-21 | 521 | 19% |
| 22-24 | 410 | 15% |
| 25-29 | 346 | 12% |
| 30-34 | 225 | 8% |
| 35-39 | 162 | 6% |
| 40-49 | 232 | 8% |
| 50 & over | 194 | 7% |
| Total | 2,799 | |



Student Classification

| | | |
|---------------------|--------------|-----|
| 1st-time Freshman | 232 | 8% |
| Freshman | 1,381 | 49% |
| Sophomore | 1,090 | 39% |
| Transient | 45 | 2% |
| High School student | 51 | 2% |
| Total | 2,799 | |



Ethnicity

| | | |
|--------------------|--------------|-----|
| American Indian | 4 | 0% |
| Asian | 10 | 0% |
| Black | 2,162 | 77% |
| Hispanic | 33 | 1% |
| Native Hawaiian | 8 | 0% |
| Non-Resident Alien | 6 | 0% |
| 2 or more races | 21 | 1% |
| Unknown | 153 | 5% |
| White | 402 | 14% |
| Total | 2,799 | |

