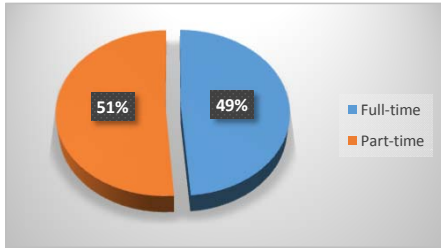


**Fall 2019 Enrollment Snapshot**

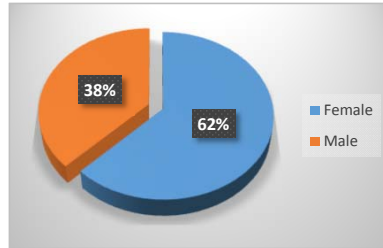
**Full-time / Part-Time**

Full-time	1,647	49%
Part-time	1,731	51%
<b>Total</b>	<b>3,378</b>	



**Gender**

Female	2,110	62%
Male	1,268	38%
<b>Total</b>	<b>3,378</b>	



**Top 5 Liberal Arts/Transfer Majors**

Pre-Nursing/Pre-LPN	702
General Studies	654
Business Administration / Business Education	159
Biology	64
Pre-Social Work	58

**Top 5 Feeder Zip Codes**

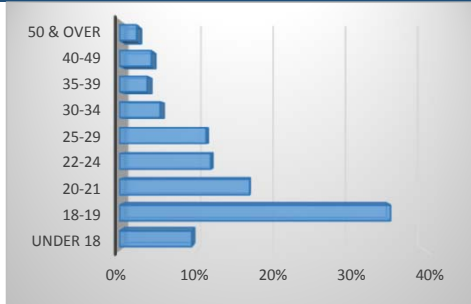
35020	266
35211/35215	211
35022	174
35023	173
35214	153

**Top 5 Career Tech Majors**

Nursing	147
Air Conditioning	93
Computer Science	91
Business Administration	74
Welding	67

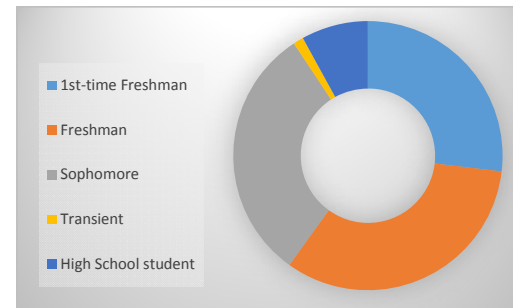
**Age**

Under 18	318	9%
18-19	1,191	35%
20-21	572	17%
22-24	401	12%
25-29	380	11%
30-34	179	5%
35-39	122	4%
40-49	140	4%
50 & over	75	2%
<b>Total</b>	<b>3,378</b>	



**Student Classification**

1st-time Freshman	907	27%
Freshman	1,117	33%
Sophomore	1,041	31%
Transient	41	1%
High School student	272	8%
<b>Total</b>	<b>3,378</b>	



**Ethnicity**

American Indian	9	0%
Asian	17	1%
Black	2,746	81%
Hispanic	90	3%
Native Hawaiian	2	0%
Non-Resident Alien	12	0%
2 or more races	43	1%
Unknown	12	0%
White	447	13%
<b>Total</b>	<b>3,378</b>	

