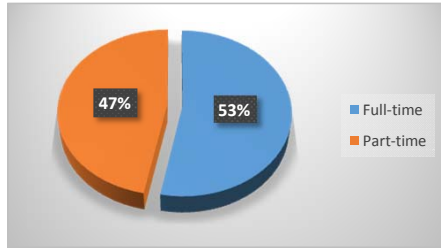


## Fall 2017 Enrollment Snapshot

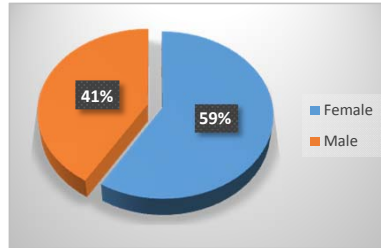
### Full-time / Part-Time

Full-time	1,725	53%
Part-time	1,525	47%
<b>Total</b>	<b>3,250</b>	



### Gender

Female	1,908	59%
Male	1,342	41%
<b>Total</b>	<b>3,250</b>	



### Top 5 Liberal Arts/Transfer Majors

Pre-Nursing/Pre-LPN	665
General Studies	634
Business Administration / Business Education	189
Biology	67
66	66

### Top 5 Feeder Zip Codes

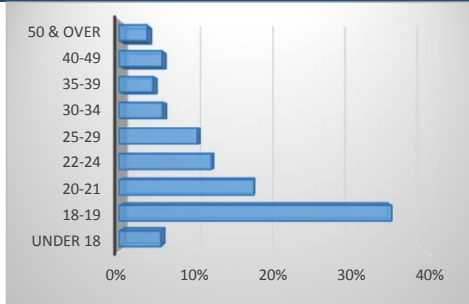
35020	263
35211	205
35215	203
35023	186
35022	183

### Top 5 Career Tech Majors

Nursing	100
Computer Science	99
Air Conditioning	96
Welding	74
Culinary Arts	64

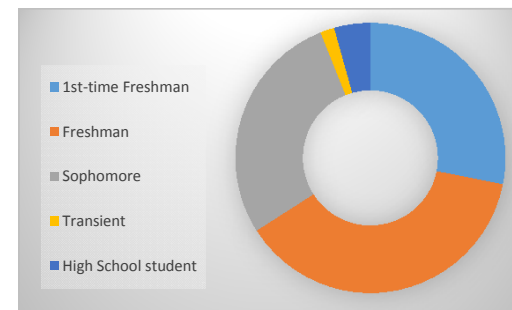
### Age

Under 18	177	5%
18-19	1,153	35%
20-21	570	18%
22-24	391	12%
25-29	331	10%
30-34	184	6%
35-39	143	4%
40-49	182	6%
50 & over	119	4%
<b>Total</b>	<b>3,250</b>	



### Student Classification

1st-time Freshman	914	28%
Freshman	1,229	38%
Sophomore	911	28%
Transient	55	2%
High School student	141	4%
<b>Total</b>	<b>3,250</b>	



### Ethnicity

American Indian	11	0%
Asian	26	1%
Black	2,619	81%
Hispanic	56	2%
Native Hawaiian	2	0%
Non-Resident Alien	10	0%
2 or more races	35	1%
Unknown	6	0%
White	485	15%
<b>Total</b>	<b>3,250</b>	

