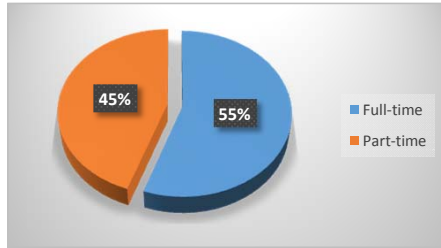


## Fall 2015 Enrollment Snapshot

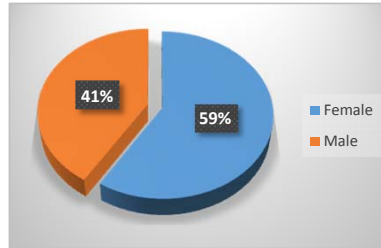
### Full-time / Part-Time

Full-time	1,757	55%
Part-time	1,416	45%
<b>Total</b>	<b>3,173</b>	



### Gender

Female	1,869	59%
Male	1,304	41%
<b>Total</b>	<b>3,173</b>	



### Top 5 Liberal Arts/Transfer Majors

Pre-Nursing/Pre-LPN	628
General Studies	553
Business Administration / Business Education	170
Liberal Arts	83
Psychology	76

### Top 5 Feeder Zip Codes

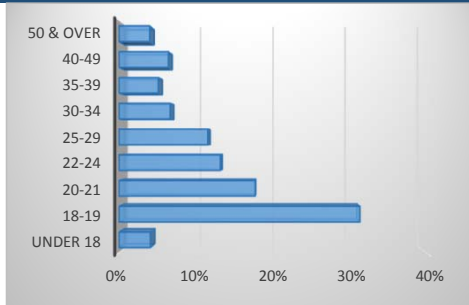
35020	250
35211	218
35215	189
35023	187
35022	135

### Top 5 Career Tech Majors

Air Conditioning	114
Nursing	102
Computer Science	98
Business Admin & Management	90
Welding	70

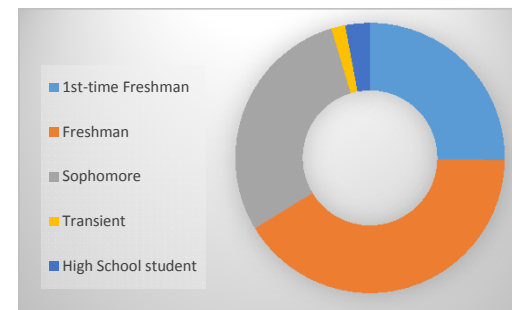
### Age

Under 18	130	4%
18-19	994	31%
20-21	561	18%
22-24	418	13%
25-29	366	12%
30-34	211	7%
35-39	162	5%
40-49	204	6%
50 & over	127	4%
<b>Total</b>	<b>3,173</b>	



### Student Classification

1st-time Freshman	801	25%
Freshman	1,302	41%
Sophomore	923	29%
Transient	53	2%
High School student	94	3%
<b>Total</b>	<b>3,173</b>	



### Ethnicity

American Indian	8	0%
Asian	20	1%
Black	2,570	81%
Hispanic	34	1%
Native Hawaiian	4	0%
Non-Resident Alien	6	0%
2 or more races	23	1%
Unknown	6	0%
White	502	16%
<b>Total</b>	<b>3,173</b>	

