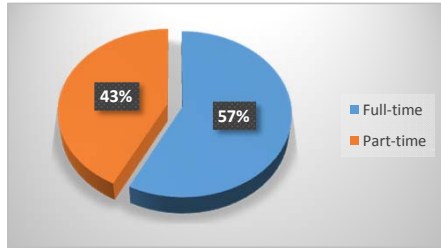


Fall 2014 Enrollment Snapshot

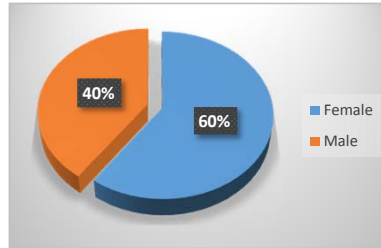
Full-time / Part-Time

Full-time	1,773	57%
Part-time	1,312	43%
Total	3,085	



Gender

Female	1,848	60%
Male	1,237	40%
Total	3,085	



Top 5 Liberal Arts/Transfer Majors

Pre-Nursing/Pre-LPN	615
General Studies	525
Business Administration / Business Education	177
Psychology	76
Pre-Social Work	64

Top 5 Feeder Zip Codes

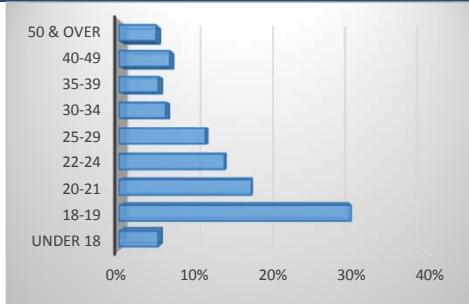
35020	260
35211	244
35022	149
35023	148
35214/35215	142

Top 5 Career Tech Majors

Air Conditioning	131
Nursing	96
Computer Science	86
Business Admin & Management	82
Child Development	69

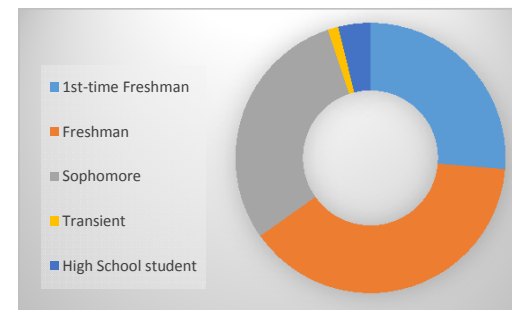
Age

Under 18	157	5%
18-19	931	30%
20-21	531	17%
22-24	422	14%
25-29	346	11%
30-34	187	6%
35-39	158	5%
40-49	204	7%
50 & over	149	5%
Total	3,085	



Student Classification

1st-time Freshman	812	26%
Freshman	1,199	39%
Sophomore	916	30%
Transient	39	1%
High School student	119	4%
Total	3,085	



Ethnicity

American Indian	6	0%
Asian	20	1%
Black	2,376	77%
Hispanic	30	1%
Native Hawaiian	6	0%
Non-Resident Alien	9	0%
2 or more races	22	1%
Unknown	149	5%
White	467	15%
Total	3,085	

