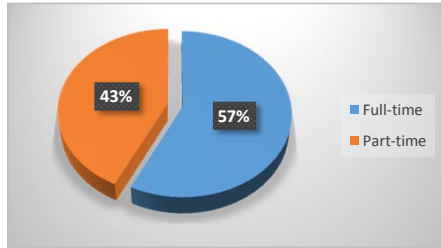


Fall 2012 Enrollment Snapshot

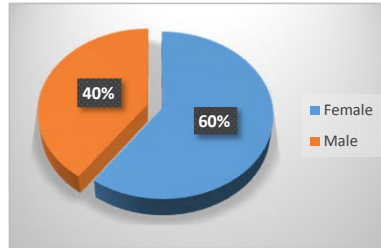
Full-time / Part-Time

Full-time	1,958	57%
Part-time	1,463	43%
Total	3,421	



Gender

Female	2,048	60%
Male	1,373	40%
Total	3,421	



Top 5 Liberal Arts/Transfer Majors

Pre-Nursing/Pre-LPN	682
General Studies	558
Business Administration / Business Education	164
Pre-Social Work	81
Psychology	76

Top 5 Feeder Zip Codes

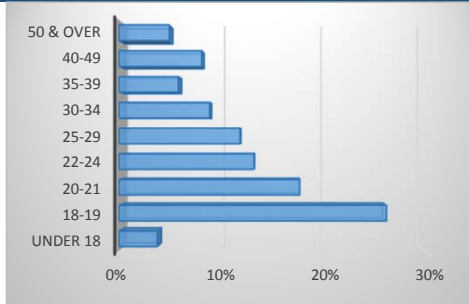
35020	283
35211	258
35023	257
35214	176
35208	167

Top 5 Career Tech Majors

Computer Science	108
Air Conditioning	106
Business Admin & Management	99
Criminal Justice	86
Child Development	85

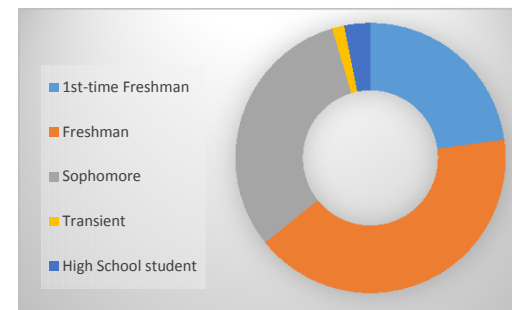
Age

Under 18	128	4%
18-19	893	26%
20-21	603	18%
22-24	450	13%
25-29	403	12%
30-34	302	9%
35-39	198	6%
40-49	276	8%
50 & over	168	5%
Total	3,421	



Student Classification

1st-time Freshman	781	23%
Freshman	1,416	41%
Sophomore	1,067	31%
Transient	50	1%
High School student	107	3%
Total	3,421	



Ethnicity

American Indian	5	0%
Asian	19	1%
Black	2,661	78%
Hispanic	33	1%
Native Hawaiian	4	0%
Non-Resident Alien	5	0%
2 or more races	13	0%
Unknown	184	5%
White	497	15%
Total	3,421	

