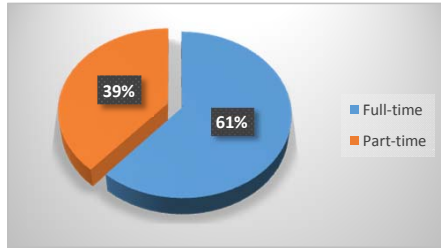


## Fall 2011 Enrollment Snapshot

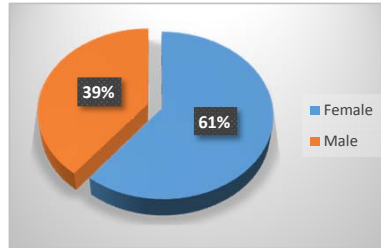
### Full-time / Part-Time

Full-time	2,579	61%
Part-time	1,625	39%
<b>Total</b>	<b>4,204</b>	



### Gender

Female	2,550	61%
Male	1,654	39%
<b>Total</b>	<b>4,204</b>	



### Top 5 Liberal Arts/Transfer Majors

Pre-Nursing/Pre-LPN	944
General Studies	603
Business Administration / Business Education	178
Psychology	87
Pre-Social Work	85

### Top 5 Feeder Zip Codes

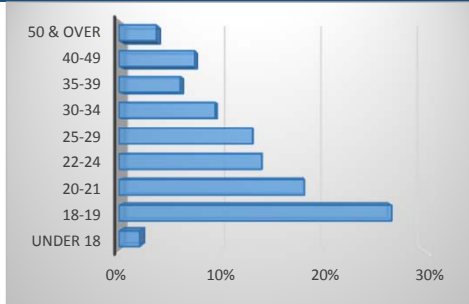
35020	383
35211	345
35023	269
35208	208
35214	196

### Top 5 Career Tech Majors

Cosmetology	142
Air Conditioning	132
Computer Science	125
Barbering	121
Business Admin & Management	115

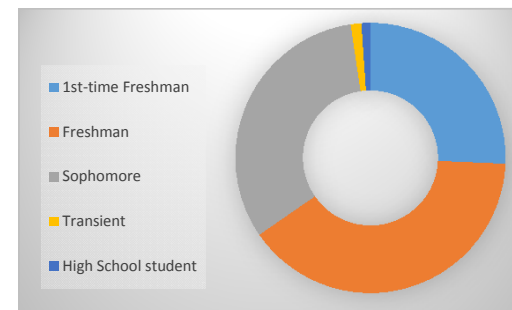
### Age

Under 18	85	2%
18-19	1,119	27%
20-21	760	18%
22-24	585	14%
25-29	547	13%
30-34	394	9%
35-39	251	6%
40-49	310	7%
50 & over	153	4%
<b>Total</b>	<b>4,204</b>	



### Student Classification

1st-time Freshman	1,080	26%
Freshman	1,668	40%
Sophomore	1,357	32%
Transient	54	1%
High School student	45	1%
<b>Total</b>	<b>4,204</b>	



### Ethnicity

American Indian	7	0%
Asian	16	0%
Black	3,299	78%
Hispanic	43	1%
Native Hawaiian	2	0%
Non-Resident Alien	7	0%
2 or more races	22	1%
Unknown	264	6%
White	544	13%
<b>Total</b>	<b>4,204</b>	

