

RECEIVED


JAN 20 2008



ALABAMA COMMUNITY
COLLEGE SYSTEM

LAWSON STATE COMMUNITY COLLEGE
Department of Postsecondary Education THE PRESIDENT
Bradley Byrne, Chancellor

MEMORANDUM #2009-EXE-020

DATE: January 15, 2009
TO: Selected Presidents, Alabama Community College System
FROM: Bradley R. Byrne, Chancellor 
RE: Career Readiness Certificate 2008 Report

Attached is the 2008 final report for your respective college regarding the number and type of certificates issued through the WorkKeys Testing Center and Adult Education program. Statewide, 8,619 Career Readiness Certificates were issued in 2008!

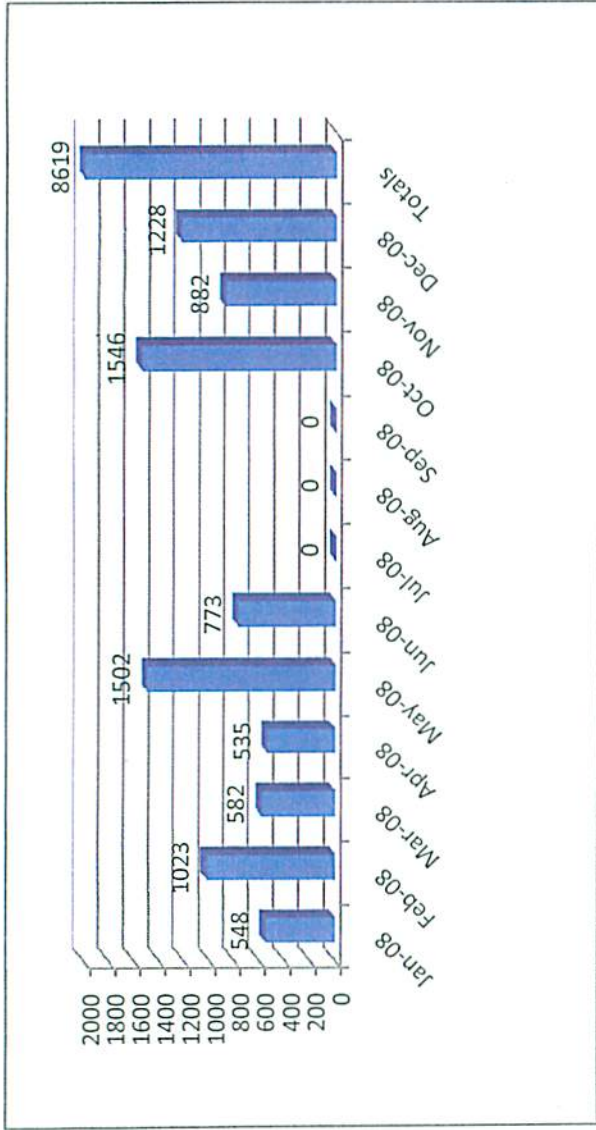
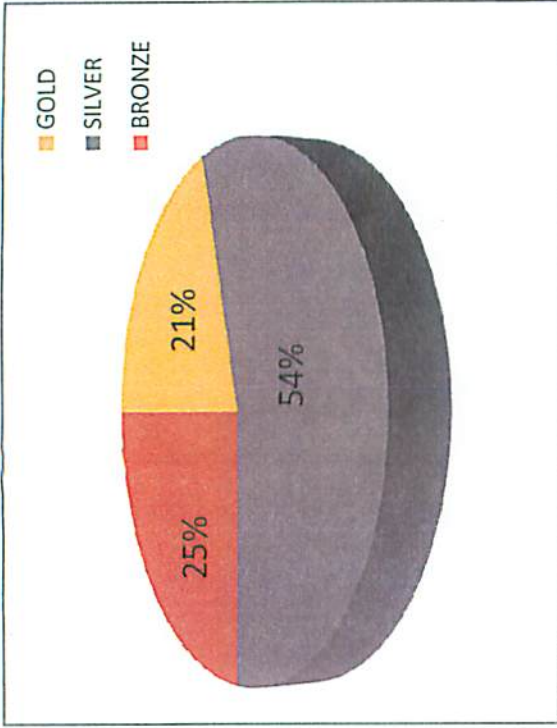
The goal for 2008 was to issue 10,000 certificates. Even though the goal was short by 1,381 you should be proud of the accomplishments made. In two short years, we have issued 15,919 Career Readiness Certificates!

If you have any questions, please contact Sarah Horton at 334-353-1105.

Attachment

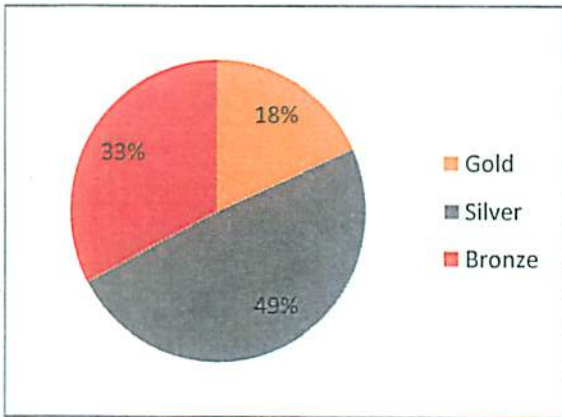
Copy To: WorkKeys Center Directors
Adult Education Directors

	Jan-08	Feb-08	Mar-08	Apr-08	May-08	Jun-08	Jul-08	Aug-08	Sep-08	Oct-08	Nov-08	Dec-08	Totals	GOLD	SILVER	BRONZE
Alabama Southern	21	10	8	34	11	7				23	0	5	119	17	66	36
Bevill State	22	22	28	44	59	20				155	82	131	563	91	313	159
Bishop State	51	14	27	11	33	16				9	81	50	292	76	147	69
Calhoun	10	64	19	32	216	44				112	12	2	511	150	306	55
Central Alabama	42	75	36	49	41	29				84	8	56	420	62	230	128
Chattahoochee Valley	1	60	0	0	74	5				0	0	115	255	59	147	51
Drake State	1	1	0	0	0	0				122	137	31	292	35	145	112
Enterprise-Ozark	3	9	9	4	13	0				0	14	3	55	3	28	24
Faulkner State	22	3	0	0	47	0				84	27	94	277	106	143	28
Gadsden State	30	19	36	22	44	45				24	0	86	306	68	168	70
Ingram State	50	9	14	70	21	44				0	105	14	327	31	196	100
Jefferson Davis	24	0	0	24	52	0				21	0	9	130	35	60	35
Jefferson State	3	6	28	18	45	27				90	21	32	270	70	144	56
Lawson State	0	228	140	5	21	184				17	1	46	642	111	312	219
Lurleen B. Wallace	1	0	6	0	1	3				12	5	2	30	4	22	4
Northeast Alabama	65	11	16	19	73	38				0	141	56	419	98	243	78
Northwest Shoals	7	29	74	30	62	8				65	57	50	382	52	200	130
Reid State	0	5	6	0	11	19				16	15	0	72	7	37	28
Shelton State	56	11	25	26	84	49				109	35	44	439	77	252	110
Snead State	0	1	0	0	51	2				12	0	7	73	18	46	9
Southern Union	4	1	1	0	27	0				39	8	42	122	31	70	21
Trenholm State	7	68	23	0	19	16				27	2	40	202	13	115	74
Wallace State Dothan	31	327	0	25	382	115				363	18	68	1329	350	727	253
Wallace State Hanceville	37	7	38	17	69	56				94	79	137	534	111	293	130
Wallace State Selma	1	2	3	2	3	5				6	6	25	53	2	16	35
	0	1	2	0	0	3				0	2	0	8	2	4	2
	3	6	3	10	4	11				0	7	9	53	7	21	25
	0	0	0	0	0	0				0	1	0	1	1	0	0
	30	0	0	13	0	0				0	0	32	75	9	43	23
	2	2	0	1	4	1				1	1	5	17	1	10	6
Private Testing Sites	0	0	0	77	0	0				0	0	0	77	12	46	19
	0	0	2	0	2	0				21	0	34	59	18	37	4
	0	0	0	0	0	0				1	8	0	9	1	4	4
	0	0	0	0	0	0				0	9	3	12	3	7	2
	24	32	38	2	33	26				39	0	0	194	40	97	57
TOTALS	548	1023	582	535	1502	773	0	0	0	1546	882	1228	8619	1771	4695	2156



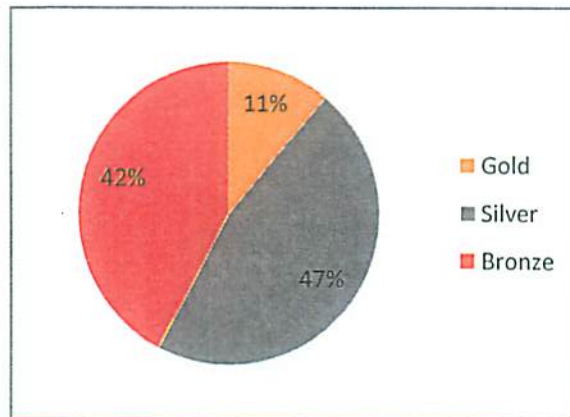
Lawson State Community College

Date	Total	Gold	Silver	Bronze
2007	140	28	58	54
Jan-08	0			
Feb-08	214	24	98	92
Mar-08	122	24	59	39
Apr-08	0			
May-08	15	2	11	2
Jun-08	171	42	88	41
Jul-08	0			
Aug-08	0			
Sep-08	0			
Oct-08	0			
Nov-08	0			
Dec-08	30	9	14	7
Total 2008	552	101	270	181



Adult Education Program

Date	Total	Gold	Silver	Bronze
2007	6	2	4	
Jan-08	0			
Feb-08	14	1	3	10
Mar-08	18	2	8	8
Apr-08	5		2	3
May-08	6		2	4
Jun-08	13	4	7	2
Jul-08	0			
Aug-08	0			
Sep-08	0			
Oct-08	17	1	10	6
Nov-08	1			1
Dec-08	16	2	10	4
Total 2008	90	10	42	38



Total College - All Programs

Date	Total	Gold	Silver	Bronze
2007	146	30	62	54
Jan-08	0	0	0	0
Feb-08	228	25	101	102
Mar-08	140	26	67	47
Apr-08	5	0	2	3
May-08	21	2	13	6
Jun-08	184	46	95	43
Jul-08	0	0	0	0
Aug-08	0	0	0	0
Sep-08	0	0	0	0
Oct-08	17	1	10	6
Nov-08	1	0	0	1
Dec-08	46	11	24	11
Total 2008	642	111	312	219

