



STARS GUIDE:
STEP-BY-STEP INSTRUCTIONS
GENERAL STUDIES / COLLEGE
TRANSFER MAJORS

and/or fine arts. In addition to literature, disciplines in the humanities include, but are not limited to, philosophy, religious studies, speech, foreign languages, art, music, theatre, and dance.

*As a part of the General Studies curriculum, students must complete a 6 semester hour sequence either in literature (Area II) or history (Area IV).

AREA III - Natural Sciences and Mathematics (11 SH)

Study in the natural sciences and mathematics emphasizes the scientific method and applies quantitative or inductive reasoning. Minimum requirements include at least 11 semester hours with at least 3 semester hours in mathematics* at the pre-calculus algebra level or Finite Mathematics level unless otherwise specified and at least 8 semester hours in the natural sciences which must include laboratory experiences. Disciplines in the natural sciences include but are not limited to, astronomy, biology, chemistry, geology, and physics.

*Some mathematics courses are offered for 4 semester credit hours. Only minimum semester requirements are indicated.

AREA IV- History, Social, and Behavioral Sciences (12 SH)

Study in history and the social and behavioral sciences deals primarily with the study of human behavior, social and political structures, and economics. Minimum requirements include 12 semester hours with at least a 3 semester hours course in history* and at least 6 semester hours from among other disciplines in the social and behavioral sciences. Disciplines include, but are not limited to, anthropology, economics, geography, political science, psychology, and sociology. ***As a part of the General Studies curriculum, students must complete a 6 semester hour sequence either in literature (Area II) or history (Area IV).**

The Maximum total for AREAS I-IV is 41 Semester Hours

AREA V - Pre-Professional, Major, and Elective Courses (19-23 SH)

Area V is designated for courses appropriate to the degree/major requirements of the individual student (it may also include electives*).

*Some institutions may include courses in wellness or physical education. Students wishing to transfer under the General Studies should follow the STARS agreement for the specific college the student is planning to transfer to in the future.

GRAND TOTAL for AREAS I-V: 60-64 SH

Note: For institutions requiring 120 semester hours for graduation, the maximum allowable hours for transfer from a community college into a four-year baccalaureate degree program will be 60 semester hours.



All college transfer students (especially General Studies students) should complete and retain a **STARS Guide** in order to properly follow their degree plans that match their transferring college. Failure to do so may result in a student taking courses that are **NOT** transferable to their 4-year college/university.

Step-by-Step Guide

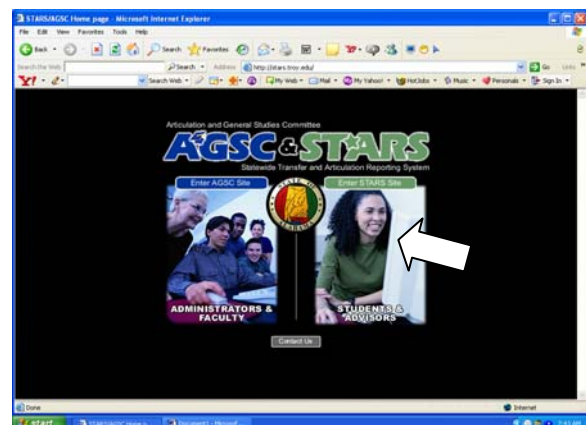
All students wishing to transfer their credits to a 4-year college need to get a STARS (Statewide Transfer Articulating Reporting System) Guide. Getting the guide is easy. Just follow these steps.

Step 1: Go to our LSCC's college website (www.lawsonstate.edu)



Step 2: Scroll down LSCC's website until you see the STARS symbol on the left. Then, double-click directly on the ICON.

Step 3: When you enter the site, this page (see below) will appear. Click where it reads "Students and Advisors" one time.



Tip #1: Follow your STARS Guide before you attempt to follow any degree plan listed. See page 70 for step-by-step instructions.
Tip #2: Go to page 85 to view your Area I-IV course options. Do NOT randomly select courses; follow your STARS Guide exactly.
Degree Codes: *AA (Associate in Arts degree)----AS (Associate in Science degree)----AAS (Associate in Applied Science degree)

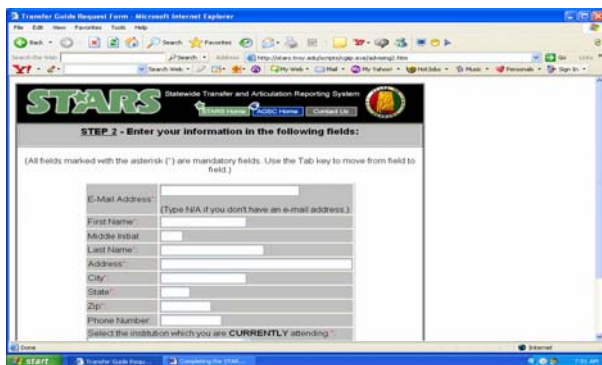
Step 4: Then, click on the “Get the Guide” message



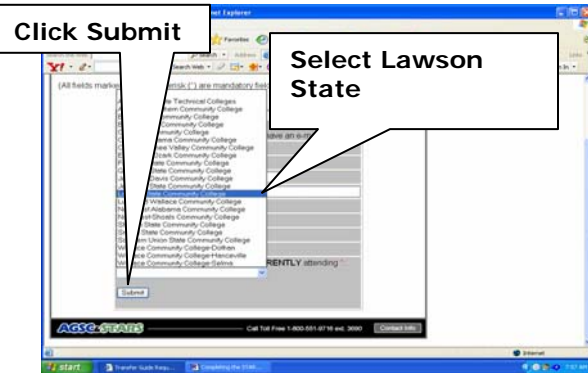
Step 5: Once within the site, you will see this first page. The system defaults to the “In state transfer mode”, so you will not have to change the setting. Scroll down the page.

Step 6: Once you scroll down, look for the “Submit Query” icon and click it (it’s at the bottom).

Step 7: An input screen will come up (see below). Fill-out all REQUIRED information that has a RED asterisk (*). You will need to scroll down to see all the information on this page. In fact, the bottom information is the most important. So, continue to scroll down.



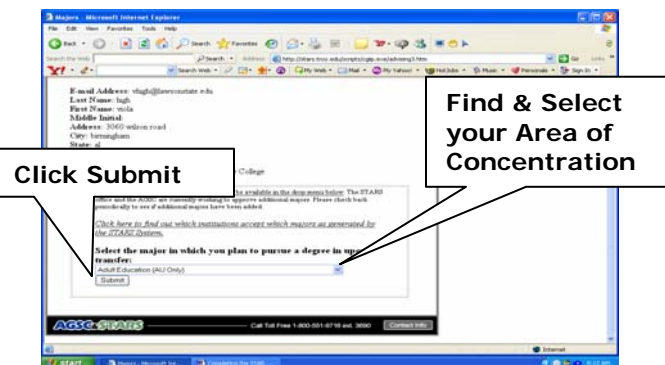
Step 8: When you scroll down to the bottom of this screen, you will see a question which reads, “Select the institution that you are currently attending.” **It is of utmost importance that you select the college you are attending (Lawson State Community College) in order to validate the guide you are creating.** To select Lawson State, simply click the little blue down arrow that is directly under the question. When you do, a list of Alabama colleges will “pop-up”. **Find and select Lawson State Community College by clicking it on it.** It will turn blue. When it does, click on the SUBMIT key in the left-hand corner.



Step 9: Once in the STARS system officially, a screen (which houses the personal information you just inputted) will “pop-up”. Check the accuracy of the information. If the information is correct, scroll down the page to continue.

NOTE: If the information is incorrect, click on the “back button” on your browser to make the correction on the previous page.

Step 10: Using the same technique that you used to select the college you are attending, select which Area of Concentration you plan on transferring to the four year college or institution of your choice by clicking on the little blue down arrow under the question that reads, “Select the major...”.

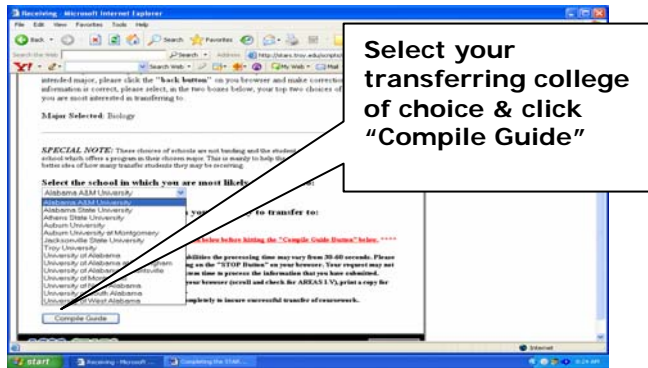


Step 11: Once you select your Area of Concentration, click it once. When it turns blue, click the SUBMIT key on the left-hand corner of the screen.

Step 12: The next screen that will “pop-up” is a screen asking you to select TWO possible colleges you may likely to transfer to. Using the same selection technique that you used to select the college you are currently attending and your Area of Concentration, select TWO possible future college choices by finding and selecting each school (individually). To do so, simple click the blue arrow on each box (one at a time) and select TWO different colleges of choice. Once you have selected the

Tip #1: Follow your STARS Guide before you attempt to follow any degree plan listed. See page 70 for step-by-step instructions.
Tip #2: Go to page 85 to view your Area I-IV course options. Do NOT randomly select courses; follow your STARS Guide exactly.
 Degree Codes: *AA (Associate in Arts degree)----AS (Associate in Science degree)----AAS (Associate in Applied Science degree)

TWO colleges of your choice, click on the “Compile Guide” prompt located on the far-left side of the screen.



Step 13: You are now finished. The STARS guide should be up on your screen. To see the entire guide, simply scroll down. Be sure to **PRINT** your guide and maintain a copy of this guide for future reference. Also, in reading your guide, critically analyze it to gain a better understanding of how many hours you will need under each area (Area I-Area V).

Step 14: Again, read through the guide carefully. Every Area of Concentration is different and is likely to have different requirements. The STARS guide forms a binding contract between you and your transferring college. If you elect not to follow the guide, then your transferring college does will have the authority to reject your credits. Thus, it behooves you to understand what classes you are expected to take for your Area of Concentration. If you follow the guide, your ability to transfer your credits is greatly increased.

NOTE: Grades of “C” or better will likely transfer. Some colleges, including Lawson State, do not accept grades of “D” or less.



Again, all General Studies students are required to complete a STARS Guide. Failure to complete this process can jeopardize your ability to transfer credit hours to STARS partners (4-year universities and colleges).

**COMPLETE YOUR STARS
GUIDE TODAY!**

DO NOT DELAY!

General Studies: Areas of Concentration

Lawson State Community College offers the following General Studies / College Transfer *Areas of Concentration* as recognized by STARS (Statewide Transfer Articulation Reporting System).

Please note that Area V requirements differ per Area of Concentration and Lawson State does not guarantee that it will offer all Area V courses. Thus, students wishing to transfer early are encouraged to do so in such situations.

General Studies: Areas of Concentration

A (Follow your STARS Guide)

- Adult Education (AU Only)
Auburn University
- Advertising (UA Only)
University of Alabama
- Agronomy and Soils (AU Only)
Auburn University
- Animal/Dairy Science
Alabama A&M University
Auburn University
- Anthropology
Auburn University
University of Alabama
Univ. of Alabama at Birmingham
University of South Alabama
- Applied Mathematics (AU Only)
Auburn University
- Architecture (AU Only)
Auburn University
- Art:
- Art Education
Alabama A&M University
Alabama State University
Auburn University at Montgomery
Troy University
University of Alabama
Univ. of Alabama at Birmingham
Univ. of Alabama in Huntsville
University of North Alabama
University of South Alabama

Tip #1: Follow your STARS Guide before you attempt to follow any degree plan listed. See page 70 for step-by-step instructions.
Tip #2: Go to page 85 to view your Area I-IV course options. Do NOT randomly select courses; follow your STARS Guide exactly.
 Degree Codes: *AA (Associate in Arts degree)----AS (Associate in Science degree)----AAS (Associate in Applied Science degree)